

Benchmark

| | |
|--------------------|--------|
| Benchmark | None |
| Benchmark Category | - |
| IA Sector | Global |

Identification Codes

| | |
|------------|--------------|
| Sedol Code | BK0T9T8 |
| Mex Code | - |
| Isin Code | GB00BK0T9T82 |
| Citi Code | QC1U |

Fund Overview

| | |
|------------------------|------------|
| Mid (02/04/2026) | 135.67p |
| Historic yield | 3.32% |
| Fund size (28/02/2026) | £158.24m |
| Number of holdings | 139 |
| Ongoing Charges | 0.86% |
| Launch date | 03/06/2019 |

Fund Charges

| | |
|-----------------|-------|
| Entry Charge | 0.00% |
| Ongoing Charges | 0.86% |

Fund Background

| | |
|---------------------|----------------|
| Valuation frequency | Daily |
| Valuation point | 12:00 |
| Fund type | OEIC |
| Launch price | £1.00 |
| Fund currency | Pound Sterling |
| Fund domicile | United Kingdom |
| ISA allowable | Yes |
| SIPP allowable | Yes |

Dealing

| | |
|-------------------------|---------|
| Minimum Investment | - |
| Minimum Top Up | - |
| Minimum Regular Saving | - |
| Settlement Period: Buy | 4 days |
| Settlement Period: Sell | 4 days |
| Pricing Basis | Forward |
| Dealing Decimals | - |

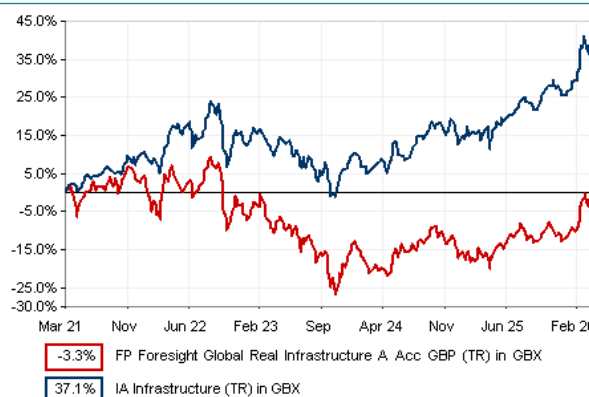
Distribution Dates

| Ex dividend date(s) | Income payment date(s) |
|---------------------|------------------------|
| 01 December | 31 January |
| 01 March | 30 April |
| 01 June | 31 July |
| 01 September | 31 October |

Aims

The Fund aims to grow, over any 5 year period, by more than 3% per annum above the rate of UK inflation

Performance




Discrete performance - to last month end

| | 31/03/21 to 31/03/22 | 31/03/22 to 31/03/23 | 31/03/23 to 31/03/24 | 31/03/24 to 31/03/25 | 31/03/25 to 31/03/26 |
|----------|----------------------|----------------------|----------------------|----------------------|----------------------|
| Fund | 6.4% | -14.2% | -12.0% | 4.6% | 15.2% |
| Sector | 16.4% | -3.9% | -2.8% | 7.3% | 17.5% |
| Rank | 27/28 | 28/30 | 31/34 | 25/36 | 24/37 |
| Quartile | 4 | 4 | 4 | 3 | 3 |

Annualised performance

| | Annualised | | |
|----------|---------------------|---------------------|----------------------|
| | 3 Years to 31/03/26 | 5 Years to 31/03/26 | 10 Years to 31/03/26 |
| Fund | 1.9% | -0.7% | n/a |
| Sector | 7.0% | 6.5% | 7.4% |
| Rank | 27/34 | 27/28 | n/a |
| Quartile | 4 | 4 | n/a |

Fund Managers



Name: Eric Bright Nick Scullion
 Manager for: 6 years, 10 months 6 years, 10 months

Ratings

FE Crown



Group Details

| | |
|-------------------|---|
| Group name | FP Foresight |
| Group address | Fund Partners Limited – Foresight, Cedar House, 3 Cedar Park, Cobham Road, Wimborne, Dorset, BH21 7SB |
| Group telephone | 01202 855 856 |
| Dealing telephone | - |
| Email | - |
| Homepage | www.foresightgroup.eu/ |
| Fax number | - |

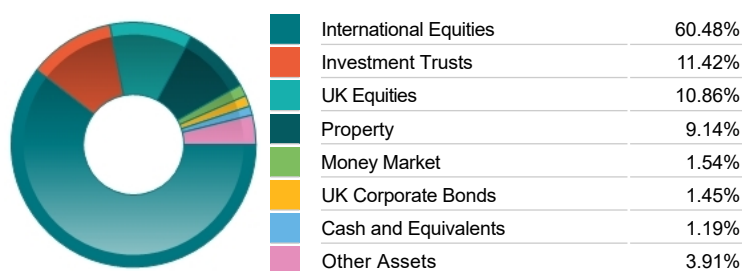
Important Information

- Source of portfolio data: Broadridge. Source of performance data: FE fundinfo. We can't predict the future. Past performance isn't a guide to future performance. The figures shown are intended only to demonstrate performance history of the fund, after allowing for the impact of ongoing charges, but take no account of product charges. Ongoing charges may vary in the future and may be higher than they are now. Fund performance is based upon the movement of the daily price and is shown as total return in GBP with income reinvested. The value of your client's investment can go down as well as up and the amount your client gets back may be less than they put in.
- This factsheet is for investment professionals and is for information purposes only. Should you wish to present any of this content to your client, please refer to similar pages on pru.co.uk. You should refer to your client's policy documentation and supporting brochures for fund availability, investment strategy, any product information and charges. Every care has been taken in populating this output, however it must be appreciated that neither Broadridge, Prudential nor their sources guarantee the accuracy, adequacy or completeness of this information or make any warranties regarding results from its usage.

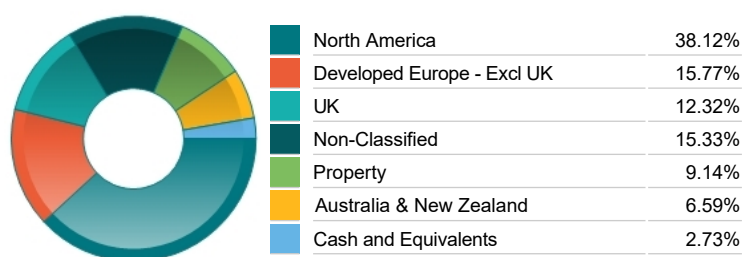
Top 10 Holdings

| Name | % Weight | Sector | Country |
|--|----------|---|----------------|
| 1 NATIONAL GRID | 4.91% | Gas, Water & Multi-utilities | United Kingdom |
| 2 CELLNEX TELECOM SA | 4.67% | Telecommunications Service Providers | Spain |
| 3 INFRATIL | 4.50% | Investment Banking & Brokerage Services | New Zealand |
| 4 EQUINIX | 4.47% | Real Estate Investment Trusts | United States |
| 5 American Tower Corporation American Tower Corp Ord USD0.01 | 4.27% | Real Estate Investment Trusts | United States |
| 6 BORALEX | 3.90% | Electricity | Canada |
| 7 DIGITAL REALTY TRUST | 3.71% | Real Estate Investment Trusts | United States |
| 8 CLEARWAY ENERGY INC | 3.71% | Electricity | United States |
| 9 BROOKFIELD RENEWABLE PARTNERS L.P. | 3.62% | Electricity | Canada |
| 10 NORTHLAND POWER | 3.26% | Electricity | Canada |

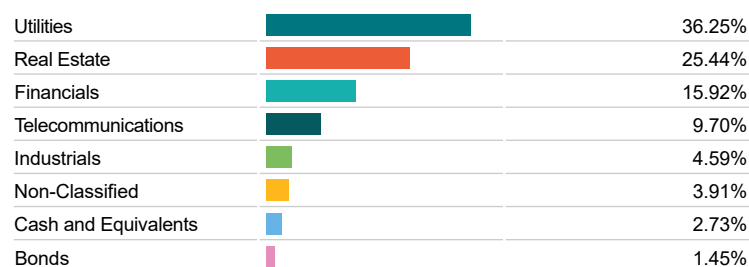
Asset Allocation



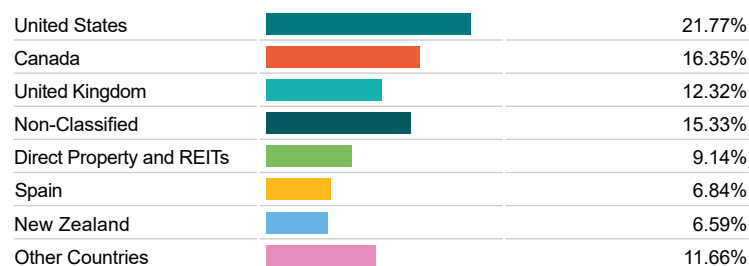
Regional Allocation



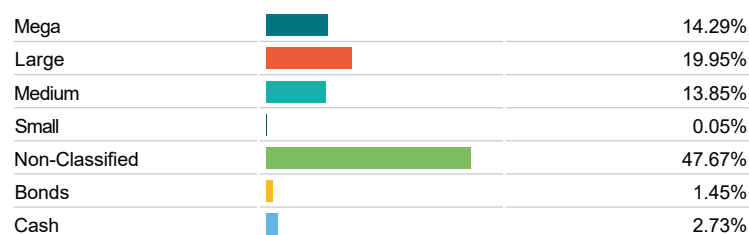
Equity Sector Breakdown



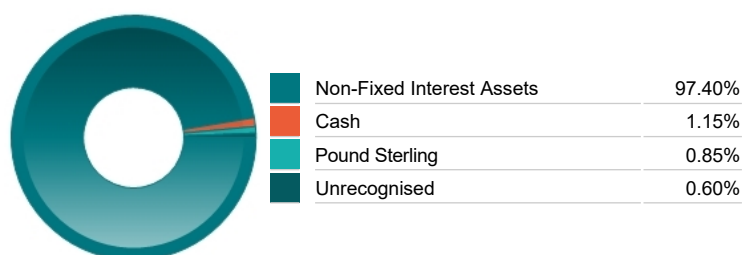
Top Country Breakdown



Breakdown By Market Cap (%)



Fixed Interest Currencies



Important Information

- The Industry Classification Benchmark is a product of FTSE International Limited and has been licensed for use.
- "Prudential" is a trading name of The Prudential Assurance Company Limited, which is registered in England and Wales. Registered office at 10 Fenchurch Avenue, London EC3M 5AG. Registered number 15454. Authorised by the Prudential Regulation Authority and regulated by the Financial Conduct Authority and the Prudential Regulation Authority.