

Benchmark

Benchmark	Not Benchmarked
Benchmark Category	-
IA Sector	Volatility Managed

Identification Codes

Sedol Code	BYVXBH9
Mex Code	-
Isin Code	GB00BYVXBH99
Citi Code	O2QD

Fund Overview

Mid (10/04/2026)	220.10p
Historic yield	1.39%
Fund size (31/01/2026)	£1595.26m
Number of holdings	3439
Ongoing Charges	0.21%
Launch date	-

Fund Charges

Entry Charge	0.00%
Ongoing Charges	0.21%

Fund Background

Valuation frequency	-
Valuation point	-
Fund type	OEIC
Launch price	-
Fund currency	Pound Sterling
Fund domicile	United Kingdom
ISA allowable	No
SIPP allowable	No

Dealing

Minimum Investment	-
Minimum Top Up	-
Minimum Regular Saving	-
Settlement Period: Buy	3 days
Settlement Period: Sell	3 days
Pricing Basis	Forward
Dealing Decimals	2

Aims

To provide capital growth through diversified investment across global markets with a bias towards equities. This is one of a range of actively managed Global Strategy Portfolios offered at five different risk levels. The Fund is rated as 5, where 1 is a lower level of risk and 5 is a higher level of risk. The Fund is managed in line with its agreed long term risk profile and is periodically rebalanced. Any potential gains are likely to be limited by the risk profile of the Fund. To achieve its objective the Fund invests substantially in collective investment schemes, including exchange traded funds, which aim to track the performance of market indices. Such assets shall, in turn, invest in equities, fixed interest securities and property securities that make up the relevant index. The collective investment schemes that the Fund invests in will, where possible, be those managed or operated by the ACD or an associate of the ACD. Where this is not possible the Fund may invest in collective investment schemes operated by third party fund providers. The Fund may also invest directly in equities, fixed interest securities and property securities where exposure to an asset class can be adequately achieved with a relatively low number of holdings. The Fund may also invest in money market instruments, deposits and cash to manage day-to-day cash flow requirements. Additionally, the Fund may use exchange traded and over the counter derivatives and forward currency contracts for efficient portfolio management, including hedging, purposes and for investment purposes. Investing in derivatives for investment purposes means, in particular, maintaining positions in these investments for the long term rather than just for tactical short-term purposes.

Performance




Discrete performance - to last month end

	31/03/21 to 31/03/22	31/03/22 to 31/03/23	31/03/23 to 31/03/24	31/03/24 to 31/03/25	31/03/25 to 31/03/26
Fund	14.0%	-4.6%	18.6%	4.1%	14.7%
Sector	4.0%	-4.6%	9.6%	3.5%	10.1%
Rank	2/179	84/182	4/198	69/201	28/206
Quartile	1	2	1	2	1

Annualised performance

	3 Years to 31/03/26	5 Years to 31/03/26	10 Years to 31/03/26
Fund	12.3%	9.0%	n/a
Sector	7.7%	4.4%	5.5%
Rank	8/198	6/179	n/a
Quartile	1	1	n/a

Fund Managers



Name: HSBC AMG Multi Asset Team
 Manager for: 7 years, 6 months

Ratings

FE Crown



Group Details

Group name	HSBC Asset Management (Fund Services UK)
Group address	1st Floor 78 St James's Street London SW1A 1EJ
Group telephone	0800 181 890
Dealing telephone	0845 7456126
Email	adviser.services@hsbc.com
Homepage	www.assetmanagement.hsbc.com/uk
Fax number	020 7024 1989

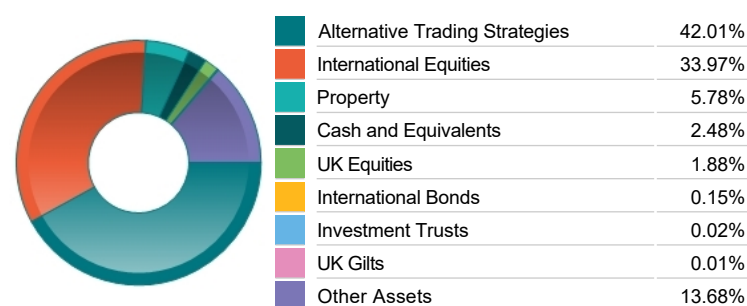
Top 10 Fund Holdings

Name	% Weight	Sector	Country
1 HSBC ETF HSBC S&P 500 UCITS ETF -	19.81%	Managed Funds	Managed Funds
2 HSBC ETF HSBC MSCI Emerging Markets UCITS ETF -	9.81%	Managed Funds	Managed Funds
3 HSBC ETF HSBC FTSE EPRA/NAREIT DEV UCITS ETF -	7.92%	Managed Funds	Managed Funds
4 HSBC Global Funds ICAV - Globa INC	3.87%	Managed Funds	Managed Funds
5 HSBC FTSE 100 Index Class I	3.42%	Managed Funds	Managed Funds
6 HSBC ETF HSBC MSCI Pacific Ex-Japan UCITS ETF -	2.85%	Managed Funds	Managed Funds
7 EUX MSCI World Index Mar26	2.38%	Non-Classified	Non-Classified
8 MFM IBEX 35 INDX FUTR Feb26	2.02%	Non-Classified	Non-Classified
9 ICF LONG GILT FUTURE Mar26	1.19%	Non-Classified	Non-Classified
10 HSBC Global Government Bond Index Class ZQH	0.16%	Managed Funds	Managed Funds

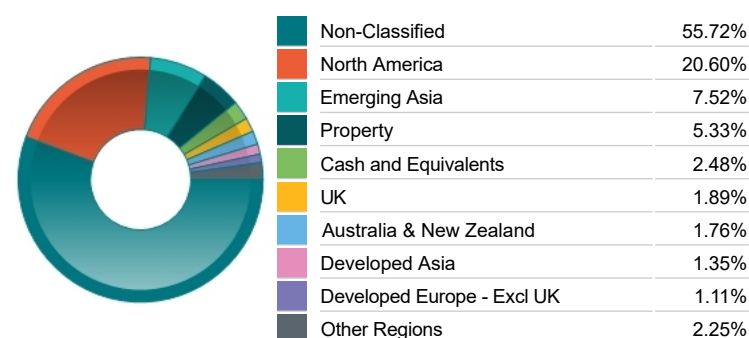
Top 10 Holdings

Name	% Weight	Sector	Country
1 EUX MSCI World Index Mar26	2.38%	Non-Classified	Non-Classified
2 MFM IBEX 35 INDX FUTR Feb26	2.02%	Non-Classified	Non-Classified
3 NVIDIA CORPORATION	1.55%	Technology Hardware & Equipment	United States
4 APPLE	1.28%	Technology Hardware & Equipment	United States
5 TAIWAN SEMICONDUCTOR MANUFACTURING COMPANY LIMITED	1.22%	Technology Hardware & Equipment	Taiwan
6 ICF LONG GILT FUTURE Mar26	1.19%	Non-Classified	Non-Classified
7 MICROSOFT CORPORATION	1.07%	Software & Computer Services	United States
8 AMAZON.COM	0.78%	Retailers	United States
9 ALPHABET	0.66%	Software & Computer Services	United States
10 WELLTOWER	0.57%	Real Estate Investment Trusts	Direct Property and REITs

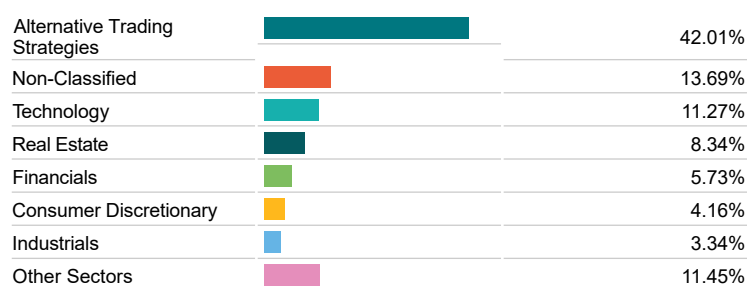
Asset Allocation



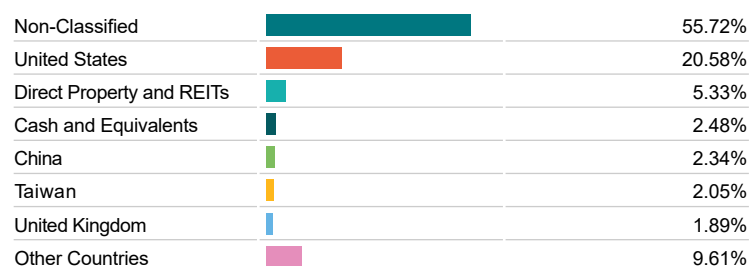
Regional Allocation



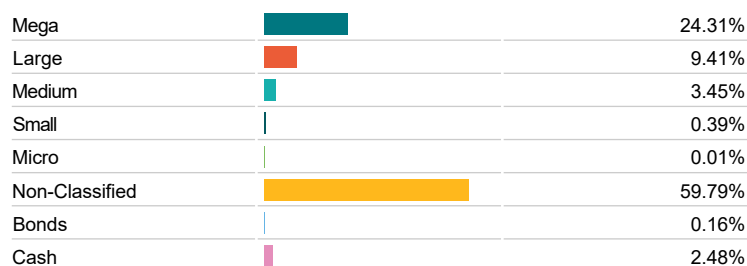
Sector Breakdown



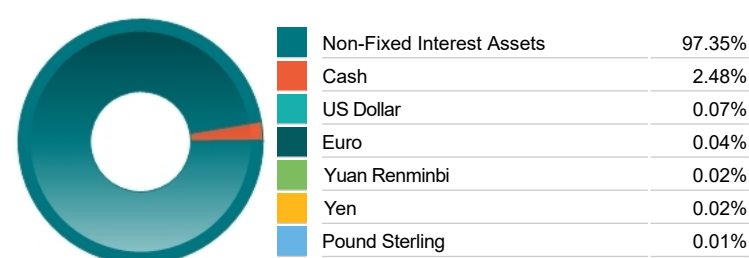
Top Country Breakdown



Breakdown By Market Cap (%)



Fixed Interest Currencies



Important Information

- The Industry Classification Benchmark is a product of FTSE International Limited and has been licensed for use.
- "Prudential" is a trading name of The Prudential Assurance Company Limited, which is registered in England and Wales. Registered office at 10 Fenchurch Avenue, London EC3M 5AG. Registered number 15454. Authorised by the Prudential Regulation Authority and regulated by the Financial Conduct Authority and the Prudential Regulation Authority.