

## Benchmark

Benchmark	The Investment Association Europe ex UK Sector is used as a performance comparator
Benchmark Category	Comparator
IA Sector	Europe Excluding UK

## Identification Codes

Sedol Code	BTJQR06
Mex Code	OJAAP
Isin Code	GB00BTJQR064
Citi Code	GMZ5

## Fund Overview

Mid (02/04/2026)	419.84p
Historic yield	1.00%
Fund size (31/01/2026)	£592.53m
Number of holdings	33
Ongoing Charges	0.88%
Launch date	08/06/2015

## Fund Charges

Entry Charge	0.00%
Ongoing Charges	0.88%

## Fund Background

Valuation frequency	Daily
Valuation point	12:00
Fund type	OEIC
Launch price	£100.00
Fund currency	Pound Sterling
Fund domicile	United Kingdom
ISA allowable	Yes
SIPP allowable	Yes

## Dealing

Minimum Investment	£15000000
Minimum Top Up	£500000
Minimum Regular Saving	-
Settlement Period: Buy	4 days
Settlement Period: Sell	4 days
Pricing Basis	Forward
Dealing Decimals	4

## Distribution Dates

Ex dividend date(s)	Income payment date(s)
01 April	31 May
01 October	30 November

## Aims

The investment objective of the Fund is to achieve long term capital growth by investing in European (excluding the UK) equities of companies in special situations.

## Performance




## Discrete performance - to last month end

	31/03/21 to 31/03/22	31/03/22 to 31/03/23	31/03/23 to 31/03/24	31/03/24 to 31/03/25	31/03/25 to 31/03/26
Fund	1.6%	1.3%	14.7%	3.1%	8.7%
Sector	4.2%	6.5%	12.3%	0.9%	12.1%
Rank	99/131	118/136	55/137	74/138	92/140
Quartile	4	4	2	3	3

## Annualised performance

	Annualised		
	3 Years to 31/03/26	5 Years to 31/03/26	10 Years to 31/03/26
Fund	8.7%	5.7%	7.2%
Sector	8.3%	7.1%	8.7%
Rank	79/137	100/131	86/107
Quartile	3	4	4

## Fund Managers



Name: Daniel Avigad  
Manager for: 2 years, 7 months

## Ratings

FE Crown



## Group Details

Group name	Lansdowne Partners
Group address	Lansdowne Partners 65 Curzon Street London W1J 8PE
Group telephone	020 7290 5500
Dealing telephone	-
Email	-
Homepage	<a href="https://www.lansdownepartners.com/london/home/">https://www.lansdownepartners.com/london/home/</a>
Fax number	-

## Important Information

- Source of portfolio data: Broadridge. Source of performance data: FE fundinfo. We can't predict the future. Past performance isn't a guide to future performance. The figures shown are intended only to demonstrate performance history of the fund, after allowing for the impact of ongoing charges, but take no account of product charges. Ongoing charges may vary in the future and may be higher than they are now. Fund performance is based upon the movement of the daily price and is shown as total return in GBP with income reinvested. The value of your client's investment can go down as well as up and the amount your client gets back may be less than they put in.
- This factsheet is for investment professionals and is for information purposes only. Should you wish to present any of this content to your client, please refer to similar pages on pru.co.uk. You should refer to your client's policy documentation and supporting brochures for fund availability, investment strategy, any product information and charges. Every care has been taken in populating this output, however it must be appreciated that neither Broadridge, Prudential nor their sources guarantee the accuracy, adequacy or completeness of this information or make any warranties regarding results from its usage.

**Top 10 Holdings**

Name	% Weight	Sector	Country
1 IBERDROLA SA	8.35%	Electricity	Spain
2 INTESA SANPAOLO SPA	7.14%	Banks	Italy
3 KBC GROEP NV	7.00%	Banks	Belgium
4 ASML HOLDING N.V.	6.85%	Technology Hardware & Equipment	Netherlands
5 HEIDELBERG MATERIALS AG	5.66%	Construction & Materials	Germany
6 BOLIDEN AB	5.44%	Industrial Metals & Mining	Sweden
7 CAIXABANK SA	5.08%	Banks	Spain
8 TELE2 AB	5.03%	Telecommunications Service Providers	Sweden
9 COMMERZBANK AKTIENGESELLSCHAFT	3.93%	Banks	Germany
10 SIEMENS AKTIENGESELLSCHAFT	3.91%	General Industrials	Germany

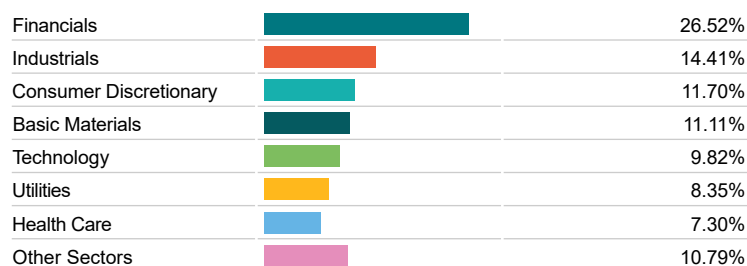
**Asset Allocation**



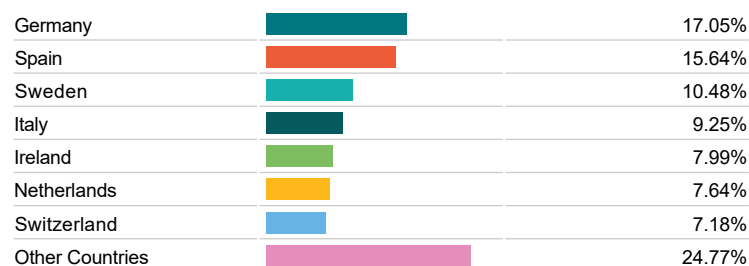
**Regional Allocation**



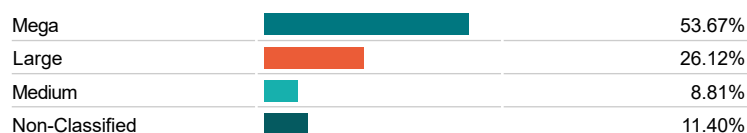
**Equity Sector Breakdown**



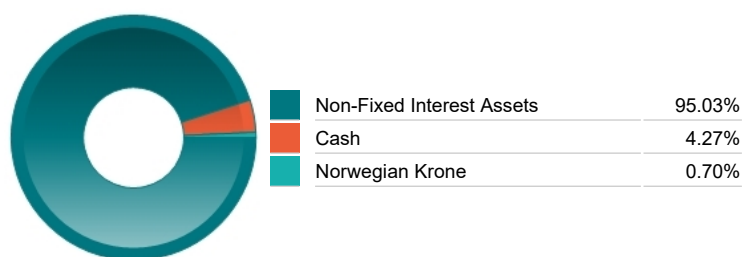
**Top Country Breakdown**



**Breakdown By Market Cap (%)**



**Fixed Interest Currencies**



**Important Information**

- The Industry Classification Benchmark is a product of FTSE International Limited and has been licensed for use.
- "Prudential" is a trading name of The Prudential Assurance Company Limited, which is registered in England and Wales. Registered office at 10 Fenchurch Avenue, London EC3M 5AG. Registered number 15454. Authorised by the Prudential Regulation Authority and regulated by the Financial Conduct Authority and the Prudential Regulation Authority.