

## Benchmark

Benchmark	-
Benchmark Category	-
IA Sector	Mixed Investment 40-85% Shares

## Identification Codes

Sedol Code	BZCR4H8
Mex Code	DDSC53
Isin Code	GB00BZCR4H84
Citi Code	C3OA

## Fund Overview

Mid (10/04/2026)	87.34p
Historic yield	1.35%
Fund size	-
Number of holdings	10115
Ongoing Charges	0.20%
Launch date	10/01/2017

## Fund Charges

Entry Charge	0.00%
Ongoing Charges	0.20%

## Fund Background

Valuation frequency	Daily
Valuation point	-
Fund type	OEIC
Launch price	£0.50
Fund currency	Pound Sterling
Fund domicile	United Kingdom
ISA allowable	Yes
SIPP allowable	Yes

## Dealing

Minimum Investment	-
Minimum Top Up	-
Minimum Regular Saving	-
Settlement Period: Buy	4 days
Settlement Period: Sell	4 days
Pricing Basis	Forward
Dealing Decimals	-

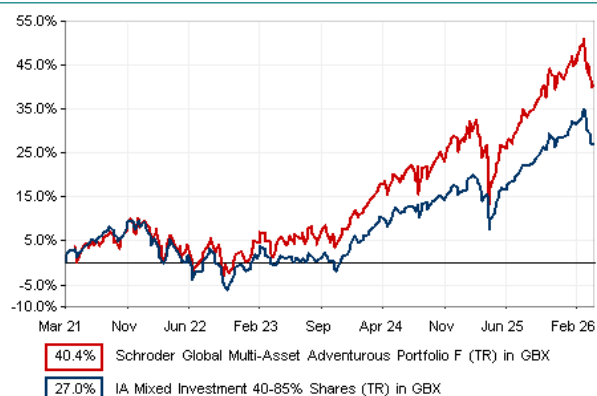
## Distribution Dates

Ex dividend date(s)	Income payment date(s)
06 October	05 December

## Aims

The fund aims to provide capital growth and income by investing in a diversified range of assets and markets worldwide with a target average volatility (a measure of how much the fund's returns may vary over a year) over a rolling five year period of 12% per annum.

## Performance



## Discrete performance - to last month end

	31/03/21 to 31/03/22	31/03/22 to 31/03/23	31/03/23 to 31/03/24	31/03/24 to 31/03/25	31/03/25 to 31/03/26
Fund	6.6%	-2.3%	13.8%	3.7%	14.2%
Sector	5.2%	-4.5%	10.2%	3.3%	11.0%
Rank	70/183	44/189	31/196	99/213	41/219
Quartile	2	1	1	2	1

## Annualised performance

	Annualised		
	3 Years to 31/03/26	5 Years to 31/03/26	10 Years to 31/03/26
Fund	10.5%	7.0%	n/a
Sector	8.1%	4.9%	6.2%
Rank	23/196	35/183	n/a
Quartile	1	1	n/a

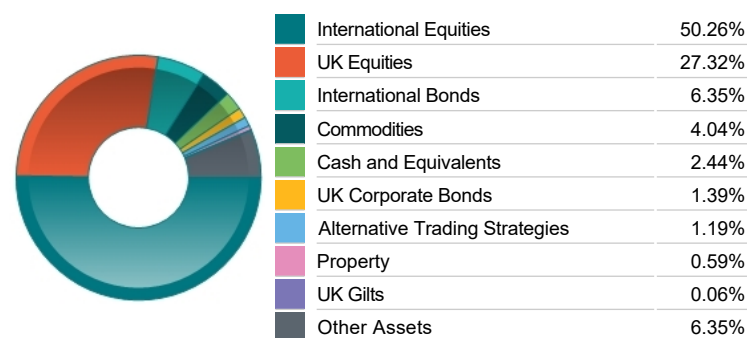
## Group Details

Group name	Schroder Unit Trusts Limited
Group address	1 London Wall Place, London, EC2Y 5AU United Kingdom
Group telephone	0800 718 777
Dealing telephone	0800 718 788
Email	investorservices@schroders.com
Homepage	www.schroders.co.uk
Fax number	0870 043 4080

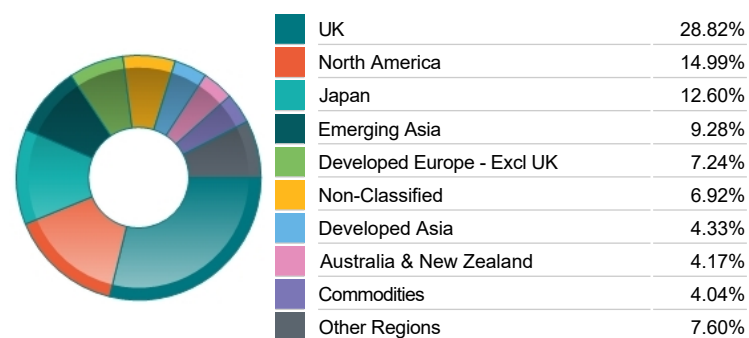
Top 10 Holdings

Name	% Weight	Sector	Country
1 GLAXOSMITHKLINE	1.54%	Pharmaceuticals & Biotechnology	United Kingdom
2 BP	1.47%	Non-Renewable Energy	United Kingdom
3 ROYAL DUTCH SHELL	1.08%	Non-Renewable Energy	United Kingdom
4 TESCO	0.98%	Personal Care, Drug & Grocery Stores	United Kingdom
5 BARCLAYS	0.90%	Banks	United Kingdom
6 Jupiter Absolute Return Class I	0.82%	Non-Classified	Alternative Trading Strategies
7 HSBC HLDGS	0.78%	Banks	United Kingdom
8 SAMSUNG ELECTRONICS CO	0.77%	Technology Hardware & Equipment	South Korea
9 VODAFONE GROUP	0.75%	Telecommunications Service Providers	United Kingdom
10 STANDARD CHARTERED	0.72%	Banks	United Kingdom

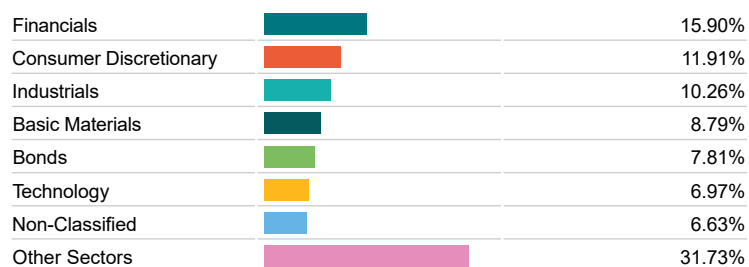
Asset Allocation



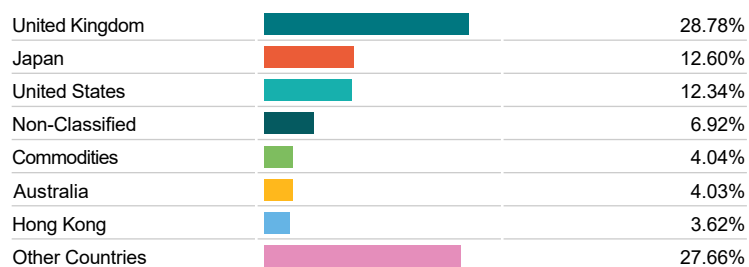
Regional Allocation



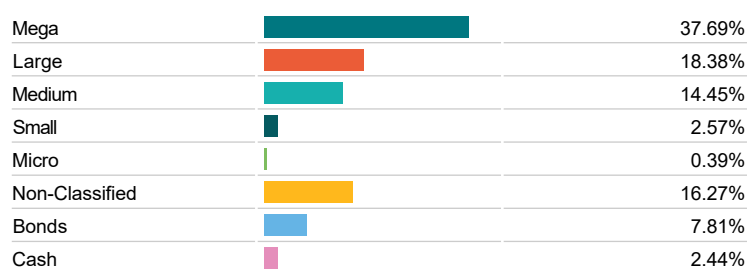
Equity Sector Breakdown



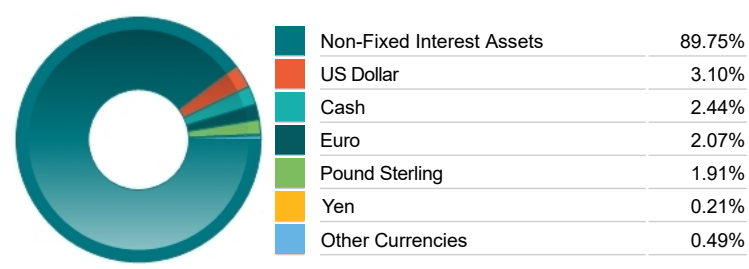
Top Country Breakdown



Breakdown By Market Cap (%)



Fixed Interest Currencies



Important Information

- The Industry Classification Benchmark is a product of FTSE International Limited and has been licensed for use.
- "Prudential" is a trading name of The Prudential Assurance Company Limited, which is registered in England and Wales. Registered office at 10 Fenchurch Avenue, London EC3M 5AG. Registered number 15454. Authorised by the Prudential Regulation Authority and regulated by the Financial Conduct Authority and the Prudential Regulation Authority.