

Benchmark

Benchmark	MSCI Emerging Markets Index (Net)
Benchmark Category	-
IA Sector	Global Emerging Markets

Identification Codes

Sedol Code	B1YX4W1
Mex Code	C5JEBI
Isin Code	GB00B1YX4W10
Citi Code	MDB6

Fund Overview

Mid (02/04/2026)	217.10p
Historic yield	0.84%
Fund size (28/02/2026)	£2848.53m
Number of holdings	350
Ongoing Charges	1.15%
Launch date	14/12/2010

Fund Charges

Entry Charge	0.00%
Ongoing Charges	1.15%

Fund Background

Valuation frequency	Daily
Valuation point	12:00
Fund type	ICVC
Launch price	£0.50
Fund currency	Pound Sterling
Fund domicile	United Kingdom
ISA allowable	Yes
SIPP allowable	Yes

Dealing

Minimum Investment	£1000000
Minimum Top Up	£100000
Minimum Regular Saving	-
Settlement Period: Buy	3 days
Settlement Period: Sell	3 days
Pricing Basis	Forward
Dealing Decimals	3

Distribution Dates

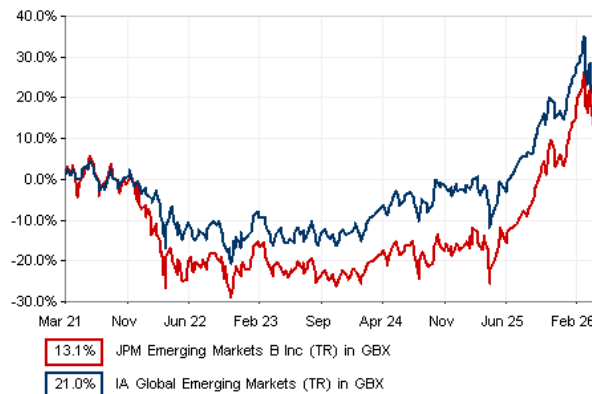
Ex dividend date(s)	Income payment date(s)
01 February	30 April

Aims

To provide long term capital growth by investing primarily in equity and equity-linked securities of emerging markets companies.

Other instruments as permitted in the stated investment and borrowing powers of the Company including, but not limited to, fixed interest securities, cash and cash equivalents may be held on an ancillary basis, as appropriate.

Performance



Discrete performance - to last month end

	31/03/21 to 31/03/22	31/03/22 to 31/03/23	31/03/23 to 31/03/24	31/03/24 to 31/03/25	31/03/25 to 31/03/26
Fund	-17.5%	-3.7%	3.0%	1.2%	36.7%
Sector	-8.7%	-4.4%	6.0%	3.2%	26.7%
Rank	133/152	38/161	127/167	123/174	37/181
Quartile	4	1	4	3	1

Annualised performance

	Annualised		
	3 Years to 31/03/26	5 Years to 31/03/26	10 Years to 31/03/26
Fund	12.5%	2.5%	9.9%
Sector	11.5%	3.9%	8.1%
Rank	97/167	107/152	19/104
Quartile	3	3	1

Fund Managers



Name: Leon Eidelman Austin Forey
 Manager for: 13 years, 1 months 28 years, 9 months

Ratings

FE Crown



Group Details

Group name	JPMorgan Fund ICVC
Group address	JPMorgan Fund ICVC
Group telephone	1234567891
Dealing telephone	-
Email	-
Homepage	www.JPMAM.com
Fax number	-


Important Information

- Source of portfolio data: Broadridge. Source of performance data: FE fundinfo. We can't predict the future. Past performance isn't a guide to future performance. The figures shown are intended only to demonstrate performance history of the fund, after allowing for the impact of ongoing charges, but take no account of product charges. Ongoing charges may vary in the future and may be higher than they are now. Fund performance is based upon the movement of the daily price and is shown as total return in GBP with income reinvested. The value of your client's investment can go down as well as up and the amount your client gets back may be less than they put in.
- This factsheet is for investment professionals and is for information purposes only. Should you wish to present any of this content to your client, please refer to similar pages on pru.co.uk. You should refer to your client's policy documentation and supporting brochures for fund availability, investment strategy, any product information and charges. Every care has been taken in populating this output, however it must be appreciated that neither Broadridge, Prudential nor their sources guarantee the accuracy, adequacy or completeness of this information or make any warranties regarding results from its usage.

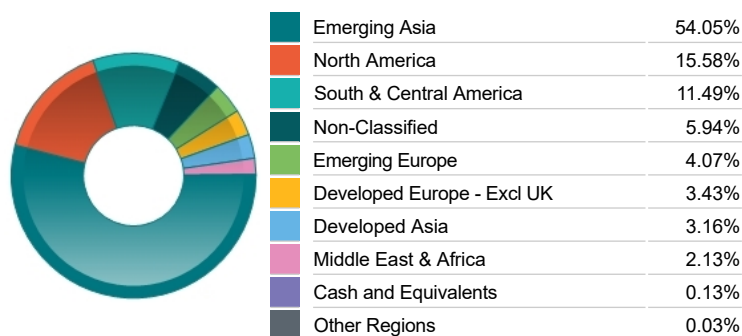
Top 10 Holdings

Name	% Weight	Sector	Country
1 TAIWAN SEMICONDUCTOR MANUFACTURING COMPANY LIMITED	9.82%	Technology Hardware & Equipment	Taiwan
2 SK HYNIX	6.25%	Technology Hardware & Equipment	South Korea
3 SAMSUNG ELECTRONICS CO. LTD	6.18%	Telecommunications Equipment	South Korea
4 TENCENT HOLDINGS LIMITED	4.24%	Software & Computer Services	China
5 ALIBABA GROUP HOLDING LIMITED	2.24%	Retailers	United States
6 HANWHA AEROSPACE CO. LTD	2.15%	Aerospace & Defence	South Korea
7 ASELSAN	1.87%	Aerospace & Defence	Turkey
8 NU HOLDINGS	1.80%	Banks	United States
9 BANCO BILBAO VIZCAYA ARGENTARIA SOCIEDAD ANONIMA	1.71%	Banks	Spain
10 BAJAJ FINANCE LIMITED	1.71%	Finance & Credit Services	India

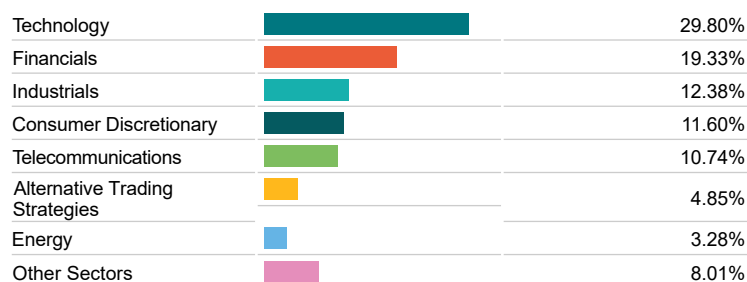
Asset Allocation



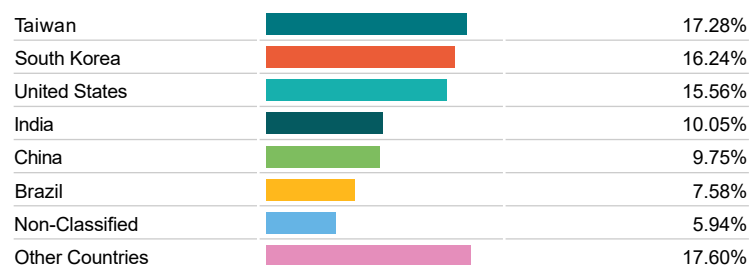
Regional Allocation



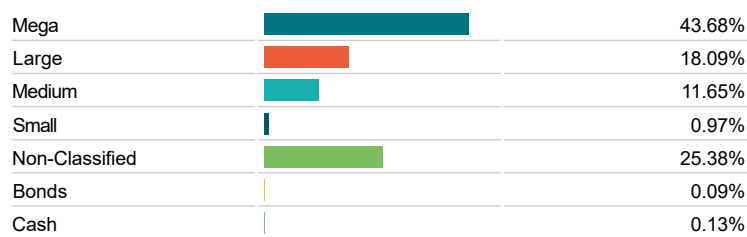
Equity Sector Breakdown



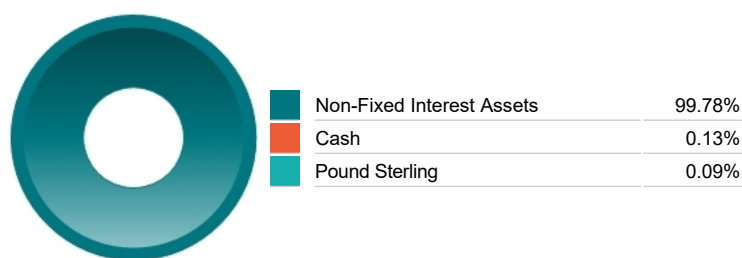
Top Country Breakdown



Breakdown By Market Cap (%)



Fixed Interest Currencies



Important Information

- The Industry Classification Benchmark is a product of FTSE International Limited and has been licensed for use.
- "Prudential" is a trading name of The Prudential Assurance Company Limited, which is registered in England and Wales. Registered office at 10 Fenchurch Avenue, London EC3M 5AG. Registered number 15454. Authorised by the Prudential Regulation Authority and regulated by the Financial Conduct Authority and the Prudential Regulation Authority.