

**Benchmark**

Benchmark	MSCI World Index (Net)
Benchmark Category	-
IA Sector	Global Equity Income

**Identification Codes**

Sedol Code	B8DB5B1
Mex Code	C5EGNH
Isin Code	GB00B8DB5B19
Citi Code	GFWW

**Fund Overview**

Mid (02/04/2026)	396.10p
Historic yield	1.86%
Fund size (28/02/2026)	£736.82m
Number of holdings	353
Ongoing Charges	0.87%
Launch date	07/02/2007

**Fund Charges**

Entry Charge	0.00%
Ongoing Charges	0.87%

**Fund Background**

Valuation frequency	Daily
Valuation point	12:00
Fund type	ICVC
Launch price	£0.50
Fund currency	Pound Sterling
Fund domicile	United Kingdom
ISA allowable	Yes
SIPP allowable	Yes

**Dealing**

Minimum Investment	£5000000
Minimum Top Up	£100000
Minimum Regular Saving	-
Settlement Period: Buy	3 days
Settlement Period: Sell	3 days
Pricing Basis	Forward
Dealing Decimals	3

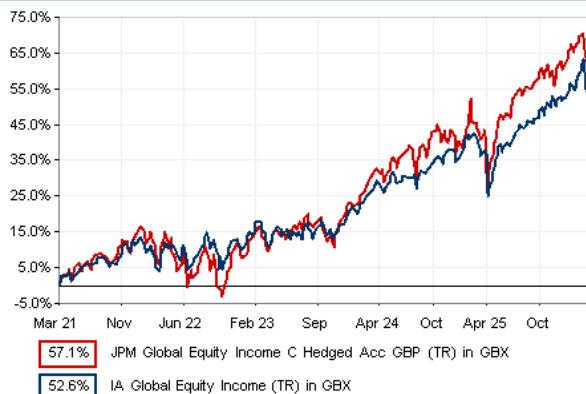
**Distribution Dates**

Ex dividend date(s)	Income payment date(s)
01 November	31 January
01 February	30 April
01 May	31 July
01 August	31 October

**Aims**

To provide a portfolio designed to achieve high and rising income by investing globally, primarily in equities, in any economic sector whilst participating in long term capital growth.

**Performance**




**Discrete performance - to last month end**

	31/03/21 to 31/03/22	31/03/22 to 31/03/23	31/03/23 to 31/03/24	31/03/24 to 31/03/25	31/03/25 to 31/03/26
Fund	14.7%	-0.5%	16.5%	5.3%	12.2%
Sector	11.8%	2.3%	13.3%	4.8%	12.3%
Rank	3/47	12/49	25/52	39/53	36/55
Quartile	1	1	2	3	3

**Annualised performance**

	Annualised		
	3 Years to 31/03/26	5 Years to 31/03/26	10 Years to 31/03/26
Fund	11.2%	9.5%	10.7%
Sector	10.1%	8.8%	9.3%
Rank	38/52	22/47	8/33
Quartile	3	2	1

**Fund Managers**



Name: Sam Witherow Helge Skibeli  
 Manager for: 7 years, 1 months 8 years, 1 months

**Ratings**

FE Crown




**Group Details**

Group name	JPMorgan Fund ICVC
Group address	JPMorgan Fund ICVC
Group telephone	1234567891
Dealing telephone	-
Email	-
Homepage	www.JPMAM.com
Fax number	-

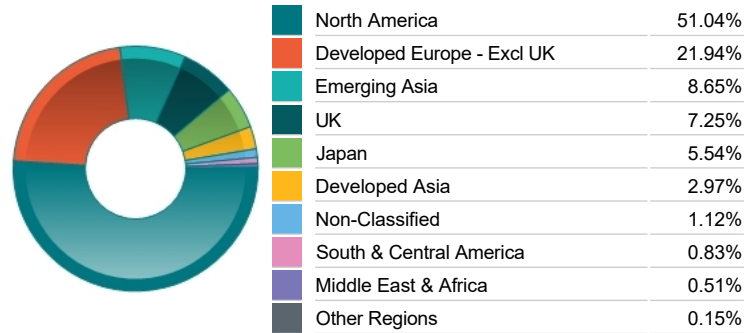
Top 10 Holdings

Name	% Weight	Sector	Country
1 TAIWAN SEMICONDUCTOR MANUFACTURING COMPANY LIMITED	6.52%	Technology Hardware & Equipment	Taiwan
2 MICROSOFT CORPORATION	3.95%	Software & Computer Services	United States
3 BROADCOM	2.78%	Technology Hardware & Equipment	United States
4 NEXTERA ENERGY	2.66%	Electricity	United States
5 TRANE TECHNOLOGIES	2.46%	Construction & Materials	Ireland
6 LOWES COMPANIES	2.26%	Retailers	United States
7 YUM BRANDS	2.25%	Travel & Leisure	United States
8 SAFRAN	2.14%	Aerospace & Defence	France
9 ABBVIE	1.94%	Pharmaceuticals & Biotechnology	United States
10 JOHNSON & JOHNSON	1.94%	Pharmaceuticals & Biotechnology	United States

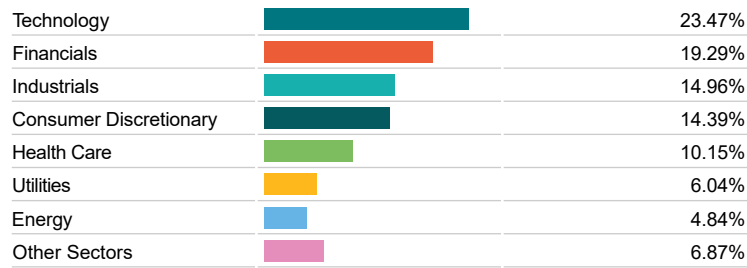
Asset Allocation



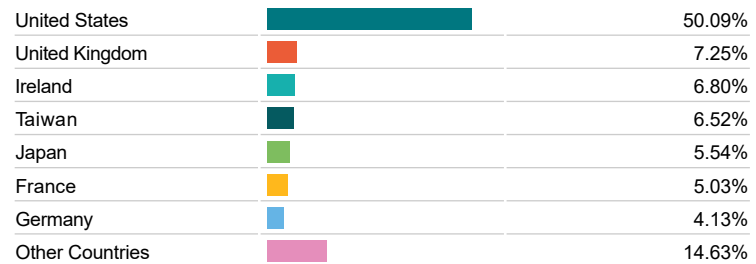
Regional Allocation




Equity Sector Breakdown



Top Country Breakdown



Breakdown By Market Cap (%)



Fixed Interest Currencies

