

Benchmark

Benchmark	TOPIX Index (Net Total Return)
Benchmark Category	-
IA Sector	Japan

Identification Codes

Sedol Code	B8N44W4
Mex Code	BRGAAR
Isin Code	GB00B8N44W47
Citi Code	GUVL

Fund Overview

Mid (21/08/2025)	595.31p
Historic yield	2.20%
Fund size (30/06/2025)	£95.89m
Number of holdings	175
Ongoing Charges	0.75%
Launch date	11/12/2012

Fund Charges

Entry Charge	0.00%
Ongoing Charges	0.75%

Fund Background

Valuation frequency	Daily
Valuation point	12:00
Fund type	ICVC
Launch price	£1.00
Fund currency	Pound Sterling
Fund domicile	United Kingdom
ISA allowable	Yes
SIPP allowable	Yes

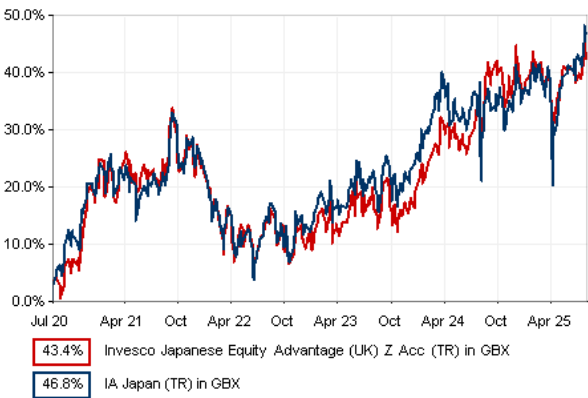
Dealing

Minimum Investment	£500
Minimum Top Up	£100
Minimum Regular Saving	£20
Settlement Period: Buy	3 days
Settlement Period: Sell	3 days
Pricing Basis	Forward
Dealing Decimals	2

Aims

The Fund aims to achieve long-term (5 years plus) capital growth. The Fund invests at least 80% of its assets in shares or other equity related securities of companies incorporated, domiciled or carrying out the main part of their economic activity in Japan which meet the Fund's environmental, social and governance (ESG) criteria as further detailed below. The Fund follows the following ESG methodology: 1. Negative ESG screening: The Fund will exclude companies with a certain level of involvement in some sectors, including but not limited to weapons, coal, fossil fuels, tobacco, adult entertainment and gambling, as well as companies not compliant with the UN global compact principles. The current exclusion criteria may be updated from time to time. 2. Positive ESG screening: The Fund will also increase overall exposure to those companies with sufficient practice and standards in terms of ESG and sustainable development, based on the fund manager's proprietary rating system. In pursuing the Fund's investment objective, the fund manager may consider it appropriate to also invest in other transferable securities (including non Japanese companies), money-market instruments, collective investment schemes (including funds managed by the Invesco group), deposits and cash. The Fund intends to invest 100% of its assets (excluding cash and cash equivalents) in investments meeting the ESG screening criteria described above. Derivatives use: The Fund may use derivatives for efficient portfolio management purposes only, to reduce risk, reduce costs and/or generate additional capital or income. Such derivatives may not be fully aligned with the Fund's ESG screening criteria.

Performance



Discrete performance - to last month end

	31/07/20 to 31/07/21	31/07/21 to 31/07/22	31/07/22 to 31/07/23	31/07/23 to 31/07/24	31/07/24 to 31/07/25
Fund	19.1%	-4.4%	4.3%	14.0%	6.0%
Sector	18.7%	-4.3%	7.6%	13.2%	6.1%
Rank	50/92	59/95	78/98	64/99	47/102
Quartile	3	3	4	3	2

Annualised performance

	Annualised		
	3 Years to 31/07/25	5 Years to 31/07/25	10 Years to 31/07/25
Fund	8.0%	7.5%	4.6%
Sector	8.9%	8.0%	7.8%
Rank	72/98	64/92	69/70
Quartile	3	3	4

Fund Managers



Name: Tadao Minaguchi  
Manager for: 1 years, 1 months

Ratings

FE Crown



Group Details

Group name	Invesco ICVC
Group address	INVECO Park Henley-on-Thames Oxfordshire RG9 1HH United Kingdom
Group telephone	0800 028 2121
Dealing telephone	0800 085 8571
Email	Sally.Elsbury@Invesco.com
Homepage	https://www.invesco.co.uk/uk
Fax number	01491 416000

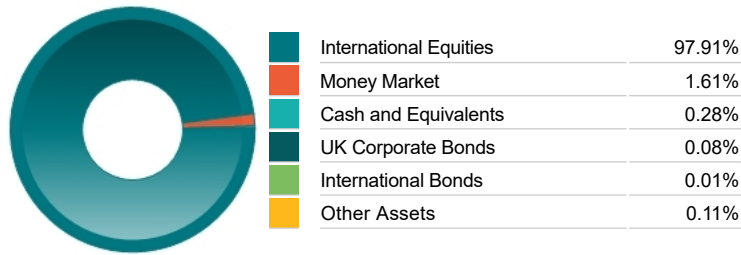
Important Information

- Source of portfolio data: Broadridge. Source of performance data: FE fundinfo. We can't predict the future. Past performance isn't a guide to future performance. The figures shown are intended only to demonstrate performance history of the fund, after allowing for the impact of ongoing charges, but take no account of product charges. Ongoing charges may vary in the future and may be higher than they are now. Fund performance is based upon the movement of the daily price and is shown as total return in GBP with income reinvested. The value of your client's investment can go down as well as up and the amount your client gets back may be less than they put in.
- This factsheet is for investment professionals and is for information purposes only. Should you wish to present any of this content to your client, please refer to similar pages on pru.co.uk. You should refer to your client's policy documentation and supporting brochures for fund availability, investment strategy, any product information and charges. Every care has been taken in populating this output, however it must be appreciated that neither Broadridge, Prudential nor their sources guarantee the accuracy, adequacy or completeness of this information or make any warranties regarding results from its usage.

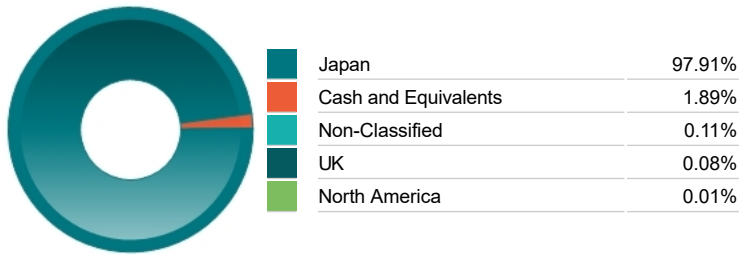
Top 10 Holdings

Name	% Weight	Sector	Country
1 USS CO.	5.11%	Consumer Services	Japan
2 TOYOTA TSUSHO CORPORATION	4.59%	General Industrials	Japan
3 YOKOGAWA ELECTRIC CORPORATION	4.39%	Electronic & Electrical Equipment	Japan
4 KEYENCE CORPORATION	4.21%	Electronic & Electrical Equipment	Japan
5 ORIX CORPORATION	3.95%	Investment Banking & Brokerage Services	Japan
6 HOYA CORPORATION	3.95%	Medical Equipment & Services	Japan
7 MIZUHO FINANCIAL GROUP	3.93%	Banks	Japan
8 SANRIO COMPANY	3.92%	Leisure Goods	Japan
9 MITSUI SUMITOMO INSURANCE CO.	3.92%	Banks	Japan
10 CANON	3.67%	Technology Hardware & Equipment	Japan

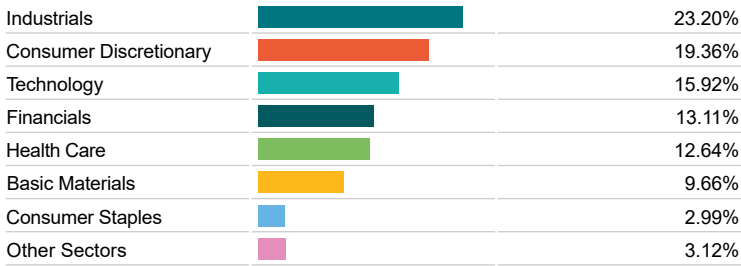
Asset Allocation




Regional Allocation



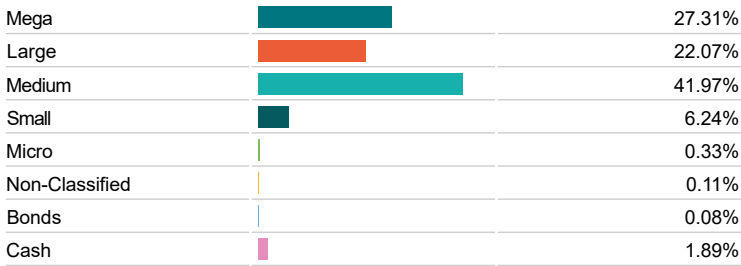
Equity Sector Breakdown




Top Country Breakdown



Breakdown By Market Cap (%)



Fixed Interest Currencies



Important Information

- The Industry Classification Benchmark is a product of FTSE International Limited and has been licensed for use.
- "Prudential" is a trading name of The Prudential Assurance Company Limited, which is registered in England and Wales. Registered office at 10 Fenchurch Avenue, London EC3M 5AG. Registered number 15454. Authorised by the Prudential Regulation Authority and regulated by the Financial Conduct Authority and the Prudential Regulation Authority.