

Benchmark

Benchmark	Not benchmarked
ABI Sector	Mixed Investment 20-60% Shares

Identification Codes

Sedol Code	B0MSS52
Mex Code	SBFIDE
Isin Code	IE00B0MSS528
Citi Code	TJ75

Fund Overview

Bid (02/04/2026)	1.89
Offer (02/04/2026)	1.99
Fund size (28/02/2026)	€1.35m
Underlying Fund size	£389.64m
Number of holdings	1592
Launch date	28/10/2005

Fund Charges

Annual Management Charge (AMC)	1.58%
Further Costs	0.34%
Yearly Total	1.92%

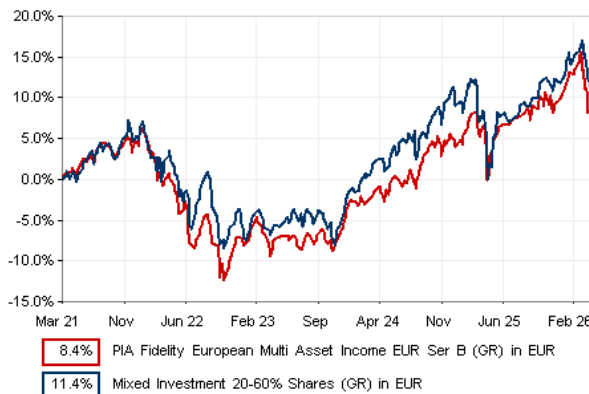
Aims

Objective: The investment strategy of the fund is to purchase units in the Fidelity European Multi Asset Income Fund - the underlying fund.

Underlying Fund Objective: The fund aims to provide income by investing primarily in equities and fixed income securities issued by both companies that are listed in, or have their registered office in, or exercise a majority of their activity in Europe, and European governments. The fund will actively allocate to, and within, different asset classes based on their potential to generate income. The main asset classes in which the fund will invest include fixed income securities (including investment grade and high yield bonds), equities and alternative assets, such as (but not limited to) infrastructure securities and closed-ended REITs. A minimum of 50% of the fund's net assets will be invested in securities deemed to maintain sustainable characteristics. The fund is actively managed without reference to an index. The fund's exposure to Distressed Securities is limited to 10% of its assets.

The fund may invest up to 20% of its net assets in non-European investments (including less than 10% of its net assets in China shares and fixed income securities). The fund is denominated in euros.

Performance



Discrete performance - to last month end

	31/03/21 to 31/03/22	31/03/22 to 31/03/23	31/03/23 to 31/03/24	31/03/24 to 31/03/25	31/03/25 to 31/03/26
Fund	0.0%	-8.3%	7.8%	7.3%	2.1%
Sector	2.2%	-7.9%	9.3%	4.7%	3.5%
Rank	190/244	122/247	167/259	34/263	175/272
Quartile	4	2	3	1	3

Annualised performance

	Annualised		
	3 Years to 31/03/26	5 Years to 31/03/26	10 Years to 31/03/26
Fund	5.7%	1.6%	1.8%
Sector	5.8%	2.2%	2.8%
Rank	134/259	144/244	128/172
Quartile	3	3	3

Fund Managers



Name: Becky Qin George Efstathopoulos Eugene Philalithis
 Manager of the underlying fund for: 2 years, 6 months 6 years, 5 months 12 years, 11 months

Ratings

FE Crown



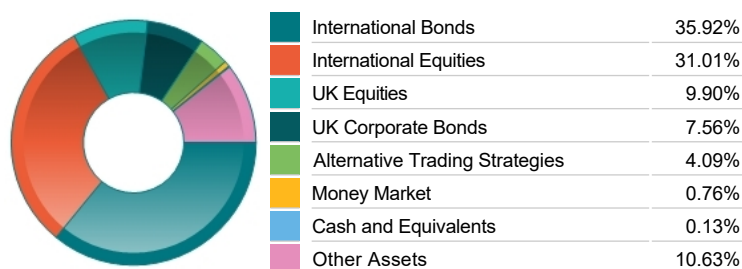
Important Information

- Because of changes in exchange rates the value of your investment, as well as any money you take from it, can go down as well as up.
- Some funds may invest in 'underlying' funds or other investment vehicles. The performance of our fund, compared to what it's invested in won't be exactly the same. That can be due to additional charges, cash management (needed to help people to enter and leave our fund when they want), tax and the timing of investments (this is known as a fund's dealing cycle, it varies between managers and can be several days).
- Source of portfolio data: Broadridge. Source of performance data: FE fundinfo. We can't predict the future. Past performance isn't a guide to future performance. The figures shown are intended only to demonstrate performance history of the fund, after allowing for the impact of fund charges and further costs, but take no account of product charges, or any Annual Management Charge paid for by the deduction of units. Charges and further costs may vary in the future and may be higher than they are now. Fund performance is based upon the movement of the daily price and is shown as total return in the fund's currency of denomination with gross income reinvested. The value of your client's investment can go down as well as up and the amount your client gets back may be less than they put in.
- This factsheet is for investment professionals and is for information purposes only. Should you wish to present any of this content to your client, please refer to similar pages on pru.co.uk. You should refer to your client's policy documentation and supporting brochures for fund availability, investment strategy, any product information and charges. Every care has been taken in populating this output, however it must be appreciated that neither Broadridge, Prudential nor their sources guarantee the accuracy, adequacy or completeness of this information or make any warranties regarding results from its usage.

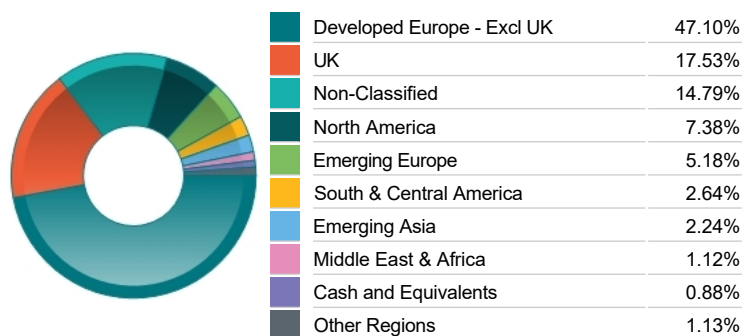
Top 10 Holdings

Name	% Weight	Sector	Country
1 TOTAL SE	1.47%	Non-Renewable Energy	France
2 AIB GROUP PUBLIC LIMITED COMPANY	1.28%	Banks	Ireland
3 INDUSTRIA DE DISENO TEXTIL SA	1.22%	Retailers	Spain
4 UNICREDIT SOCIETA' PER AZIONI	1.21%	Banks	Italy
5 RECKITT BENCKISER GROUP	1.12%	Personal Care, Drug & Grocery Stores	United Kingdom
6 KONE OYJ	1.12%	Industrial Engineering	Finland
7 KONINKLIJKE AHOLD DELHAIZE N.V.	1.09%	Personal Care, Drug & Grocery Stores	Netherlands
8 KBC GROEP NV	1.05%	Banks	Belgium
9 3i Group Plc 3i Group Plc Ord GBP	0.95%	Investment Banking & Brokerage Services	United Kingdom
10 ROYAL BANK OF SCOTLAND GROUP	0.93%	Banks	United Kingdom

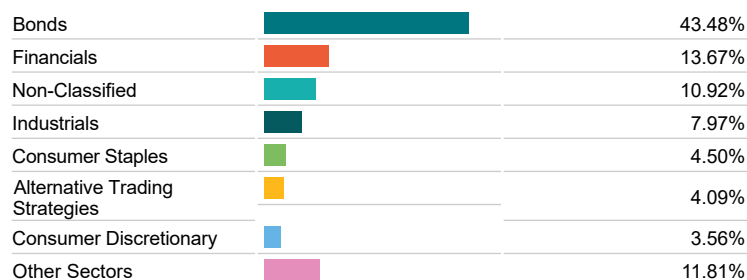
Asset Allocation



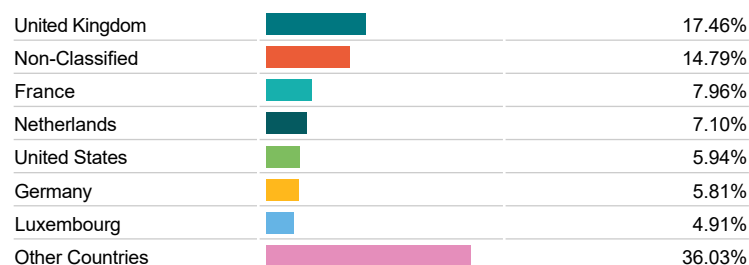
Regional Allocation



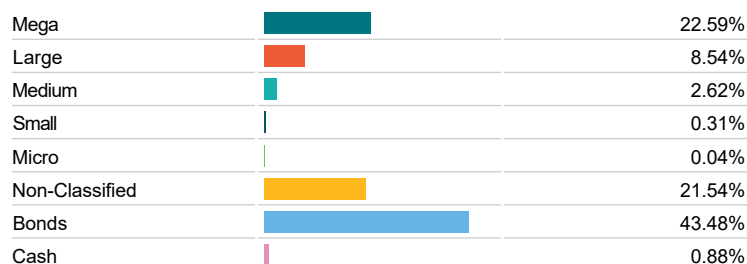
Bond Sector Breakdown



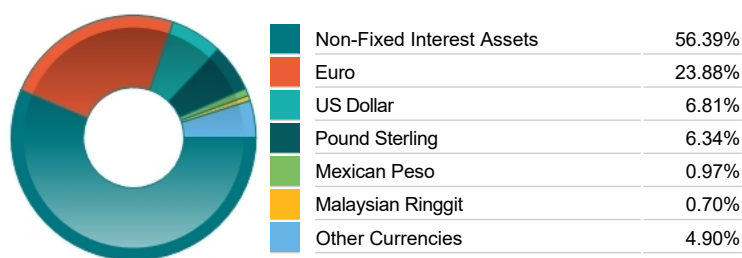
Top Country Breakdown



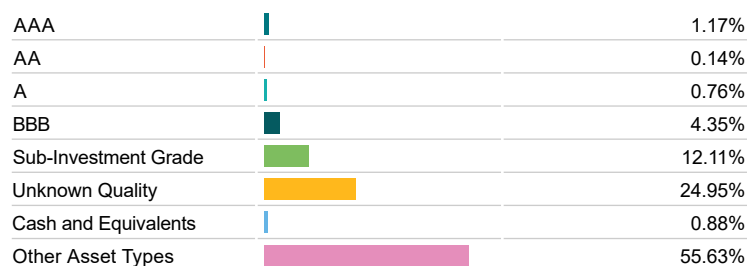
Breakdown By Market Cap (%)



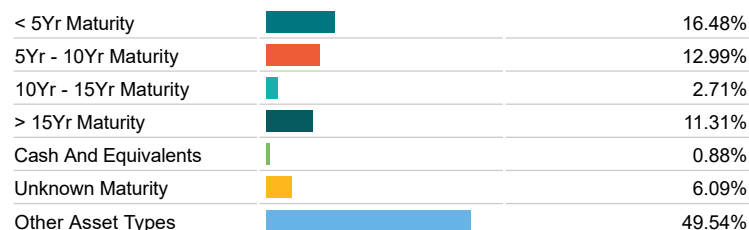
Fixed Interest Currencies



Fixed Interest Quality Profile



Fixed Interest Maturity Profile



Important Information

- Because of changes in exchange rates the value of your investment, as well as any money you take from it, can go down as well as up.
- The Industry Classification Benchmark is a product of FTSE International Limited and has been licensed for use.

Commentary

Not currently available.

Important Information

- The registered office of Prudential International is in Ireland at Fitzwilliam Court, Leeson CI, Dublin 2, D02 TC95. Prudential International is a marketing name of Prudential International Assurance plc, a life assurance company operating from Ireland. Registration No. 209956. Prudential International Assurance plc is authorised and regulated by the Central Bank of Ireland and in the context of its UK regulated activities only, is authorised by the Prudential Regulation Authority and subject to regulation by the Financial Conduct Authority and limited regulation by the Prudential Regulation Authority. Details about the extent of our regulation by the Prudential Regulation Authority are available from us on request. Prudential International is part of the same corporate group as The Prudential Assurance Company Limited. Both The Prudential Assurance Company Limited and Prudential International are direct and indirect subsidiaries respectively of M&G plc, a company incorporated in the United Kingdom. The Prudential Assurance Company Limited is not affiliated in any manner with Prudential Financial, Inc, a company whose principal place of business is in the United States of America or Prudential plc, an international group incorporated in the United Kingdom.