

Benchmark

Benchmark	ICE BofA Sterling Corporate Index Net Return in GBP
Benchmark Category	-
IA Sector	£ Corporate Bond

Identification Codes

Sedol Code	B4T5JV7
Mex Code	MYORPO
Isin Code	GB00B4T5JV79
Citi Code	00PC

Fund Overview

Bid (10/04/2026)	100.40p
Offer (10/04/2026)	100.76p
Distribution yield	4.69%
Underlying yield	-
Fund size (28/02/2026)	£729.57m
Number of holdings	315
Ongoing Charges	0.56%
Launch date	10/06/2011

Fund Charges

Entry Charge	0.00%
Ongoing Charges	0.56%

Fund Background

Valuation frequency	Daily
Valuation point	12:00
Fund type	Unit Trust
Launch price	£1.00
Fund currency	Pound Sterling
Fund domicile	United Kingdom
ISA allowable	Yes
SIPP allowable	Yes

Dealing

Minimum Investment	£100000
Minimum Top Up	£100
Minimum Regular Saving	-
Settlement Period: Buy	3 days
Settlement Period: Sell	3 days
Pricing Basis	Forward
Dealing Decimals	3

Distribution Dates

Ex dividend date(s)	Income payment date(s)
01 December	31 January
01 March	30 April
01 June	31 July
01 September	31 October

Aims

The objective of the BlackRock Corporate Bond Fund is to maximise total return by investing principally in corporate bonds and other interest-bearing securities. Exposure to non sterling denominated assets will typically be hedged back to sterling. Separately, the Fund may also invest in preference shares, convertibles, other transferable securities and collective investment schemes.

Performance



Discrete performance - to last month end

	31/03/21 to 31/03/22	31/03/22 to 31/03/23	31/03/23 to 31/03/24	31/03/24 to 31/03/25	31/03/25 to 31/03/26
Fund	-4.2%	-8.5%	6.5%	1.5%	4.3%
Sector	-4.2%	-9.1%	7.4%	3.2%	4.4%
Rank	36/86	31/89	60/91	84/92	43/92
Quartile	2	2	3	4	2

Annualised performance

	Annualised		
	3 Years to 31/03/26	5 Years to 31/03/26	10 Years to 31/03/26
Fund	4.1%	-0.2%	2.4%
Sector	5.0%	0.1%	2.3%
Rank	76/91	48/86	26/69
Quartile	4	3	2

Fund Managers



Name: Ben Edwards
 Manager for: 13 years, 10 months

Ratings

FE Crown



Group Details

Group name	BlackRock Investment Management (UK) Limited
Group address	12 Throgmorton Avenue London EC2N 2DL
Group telephone	08457 405 405
Dealing telephone	0800 445522
Email	broker.services@blackrock.com
Homepage	www.blackrock.co.uk
Fax number	020 7743 1135

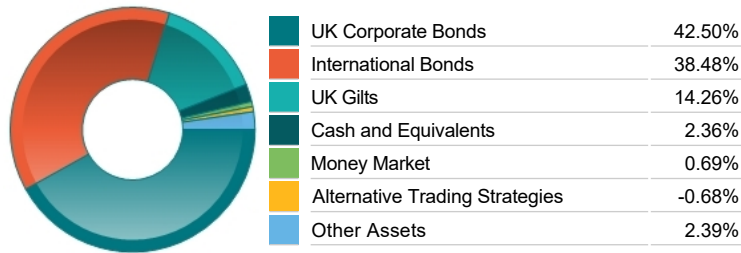
Important Information

- Source of portfolio data: Broadridge. Source of performance data: FE fundinfo. We can't predict the future. Past performance isn't a guide to future performance. The figures shown are intended only to demonstrate performance history of the fund, after allowing for the impact of ongoing charges, but take no account of product charges. Ongoing charges may vary in the future and may be higher than they are now. Fund performance is based upon the movement of the daily price and is shown as total return in GBP with income reinvested. The value of your client's investment can go down as well as up and the amount your client gets back may be less than they put in.
- This factsheet is for investment professionals and is for information purposes only. Should you wish to present any of this content to your client, please refer to similar pages on pru.co.uk. You should refer to your client's policy documentation and supporting brochures for fund availability, investment strategy, any product information and charges. Every care has been taken in populating this output, however it must be appreciated that neither Broadridge, Prudential nor their sources guarantee the accuracy, adequacy or completeness of this information or make any warranties regarding results from its usage.

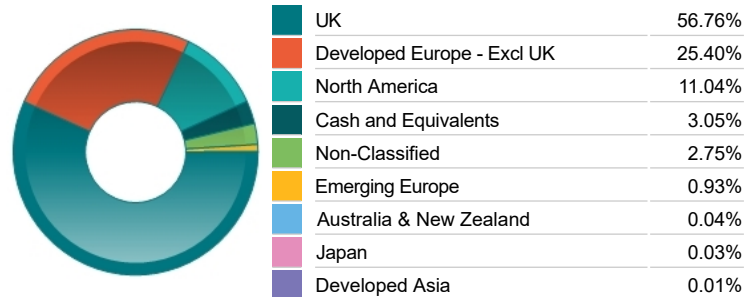
Top 10 Holdings

Name	% Weight	Sector	Country
1 4 1/2 Treasury 2034	5.68%	Bonds	United Kingdom
2 1¼% Treasury Gilt 2049	4.50%	Bonds	United Kingdom
3 TESCO PROPERTY RegS	3.56%	Bonds	United Kingdom
4 LEGAL & GENERAL GROUP PLC RegS 5.125 11/14/2048	3.17%	Bonds	United Kingdom
5 COOPERATIEVE CENTRALE RAIFFEISEN-B MTN RegS 4.625 05/23/2029	3.15%	Bonds	Netherlands
6 4¼% Treasury Gilt 2034	3.07%	Bonds	United Kingdom
7 SPECTRUM MANAGEMENT HOLDING COMPAN 5.75 06/02/2031	2.98%	Bonds	United States
8 ELECTRICITE DE FRANCE SA MTN RegS 5.875 12/31/2079	2.75%	Bonds	France
9 BPCE SA RegS 5.25 04/16/2029	2.41%	Bonds	France
10 E.ON INTERNATIONAL FINANCE B.V. MTN RegS 6.375 06/07/2032	2.11%	Bonds	Netherlands


Asset Allocation



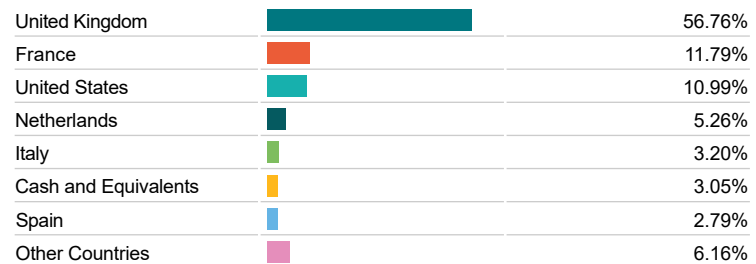
Regional Allocation



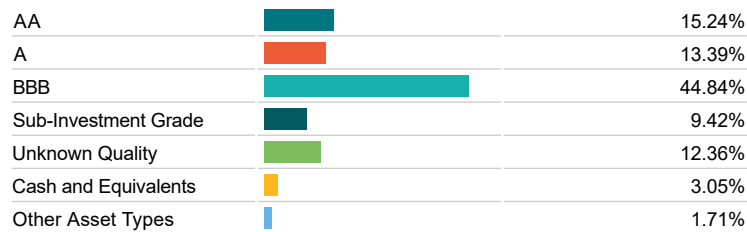
Bond Sector Breakdown



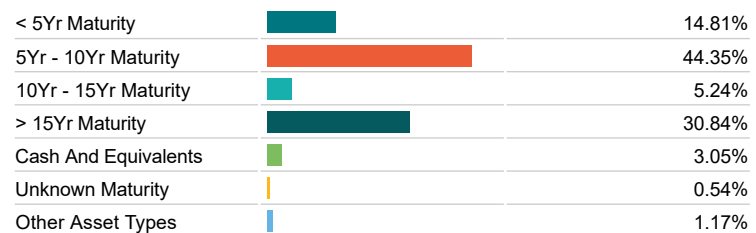
Top Country Breakdown



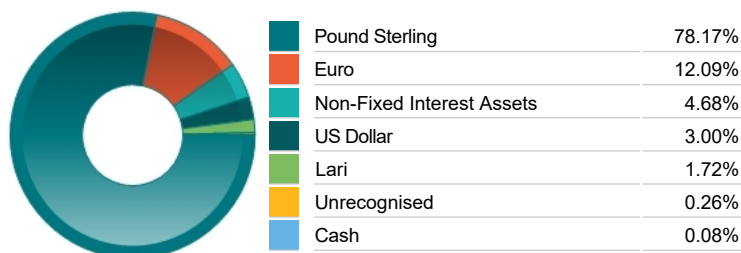
Fixed Interest Quality Profile



Fixed Interest Maturity Profile



Fixed Interest Currencies



Important Information

- The Industry Classification Benchmark is a product of FTSE International Limited and has been licensed for use.
- "Prudential" is a trading name of The Prudential Assurance Company Limited, which is registered in England and Wales. Registered office at 10 Fenchurch Avenue, London EC3M 5AG. Registered number 15454. Authorised by the Prudential Regulation Authority and regulated by the Financial Conduct Authority and the Prudential Regulation Authority.