

Benchmark

Benchmark NONE - The performance of the Fund can be assessed by considering whether the objective is achieved (i.e. whether there has been income and capital growth over the longer term (7-10 years)).

Benchmark Category Comparator

IA Sector Mixed Investment 40-85% Shares

Identification Codes

Sedol Code BFFXRF2

Mex Code -

Isin Code GB00BFFXRF21

Citi Code OMKN

Fund Overview

Mid (02/04/2026) 158.03p

Historic yield 1.19%

Fund size (28/02/2026) £460.66m

Number of holdings 28666

Ongoing Charges 0.54%

Launch date 31/01/2018

Fund Charges

Entry Charge 0.00%

Ongoing Charges 0.54%

Fund Background

Valuation frequency Daily

Valuation point 12:00

Fund type OEIC

Launch price 100.00p

Fund currency Pound Sterling

Fund domicile United Kingdom

ISA allowable Yes

SIPP allowable Yes

Dealing

Minimum Investment -

Minimum Top Up -

Minimum Regular Saving -

Settlement Period: Buy 4 days

Settlement Period: Sell 4 days

Pricing Basis Forward

Dealing Decimals 4

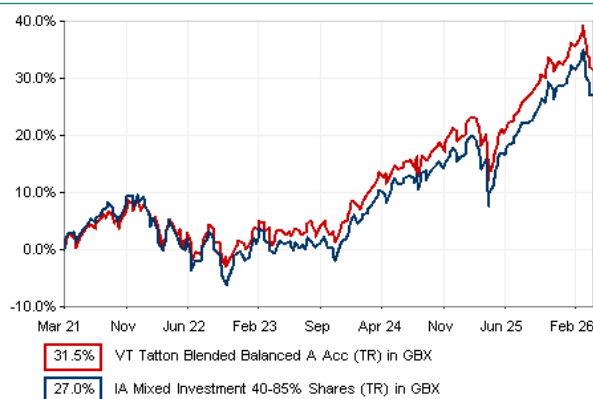
Distribution Dates

Ex dividend date(s)	Income payment date(s)
30 April	31 August

Aims

The Fund aims to generate a combination of income and growth based return over the longer term (7 to 10 years).

Performance




Discrete performance - to last month end

	31/03/21 to 31/03/22	31/03/22 to 31/03/23	31/03/23 to 31/03/24	31/03/24 to 31/03/25	31/03/25 to 31/03/26
Fund	5.5%	-2.8%	10.6%	5.1%	10.3%
Sector	5.2%	-4.5%	10.2%	3.3%	11.0%
Rank	97/179	55/185	99/192	40/209	142/215
Quartile	3	2	3	1	3

Annualised performance

	Annualised		
	3 Years to 31/03/26	5 Years to 31/03/26	10 Years to 31/03/26
Fund	8.6%	5.6%	n/a
Sector	8.1%	4.9%	6.2%
Rank	94/192	71/179	n/a
Quartile	2	2	n/a

Fund Managers



Name: Tatton Investment Team

Manager for: 8 years, 2 months

Ratings

FE Crown



Group Details

Group name Valu-Trac

Group address Valu-Trac Investment Management Limited Orton, Fochabers Moray Scotland IV32 7QE

Group telephone 01343 880217

Dealing telephone -

Email -

Homepage www.valu-trac.com/index.php

Fax number -

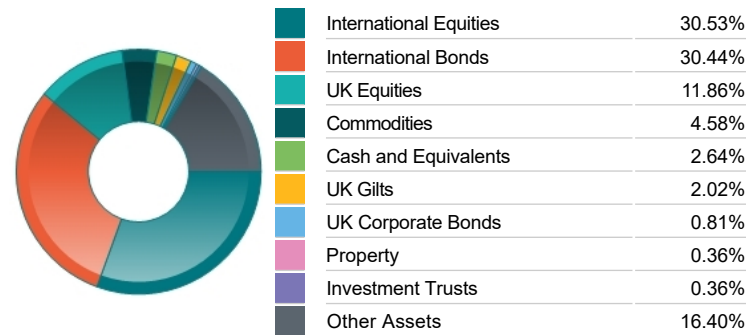
Top 10 Fund Holdings

Name	% Weight
1 HSBC American Index Class C	10.79%
2 HSBC Global Government Bond Index Class S2QH	9.52%
3 BlackRock iShares UK Equity Index Class S	7.51%
4 HSBC Global Aggregate Bond Index S2QHGBP	7.46%
5 SPDR S&P 500 Quality Aristocrats UCITS ETF Acc	4.58%
6 Invesco ICVC UK Enhanced Index (UK) No Trail	3.83%
7 HSBC European Index Class C	3.74%
8 HSBC Global Corporate Bond Index Class S2 QH	3.17%
9 Dimensional Global Ultra Short Fixed Income GBP Accumulation Shares	2.85%
10 Goldman Sachs Emerging Markets Ex-China CORE Equity Portfolio Class I (Close)	2.77%

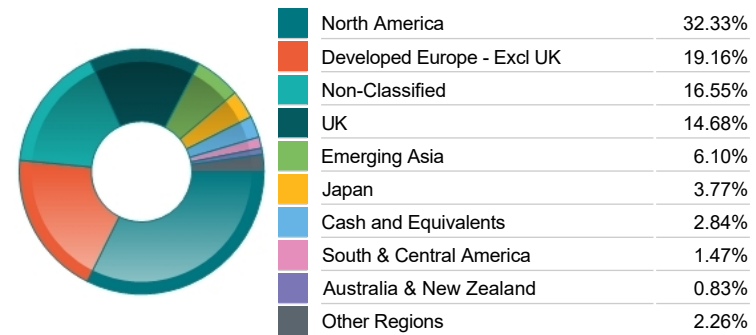
Top 10 Holdings

Name	% Weight
1 EURO STOXX 50 Mar26	1.52%
2 NVIDIA CORPORATION	1.30%
3 APPLE	1.08%
4 EURO STOXX 50 Mar26	1.04%
5 MICROSOFT CORPORATION	1.02%
6 HSBC HOLDINGS	0.81%
7 ASTRAZENECA	0.78%
8 SHELL	0.72%
9 AMAZON.COM	0.64%
10 ALPHABET	0.47%

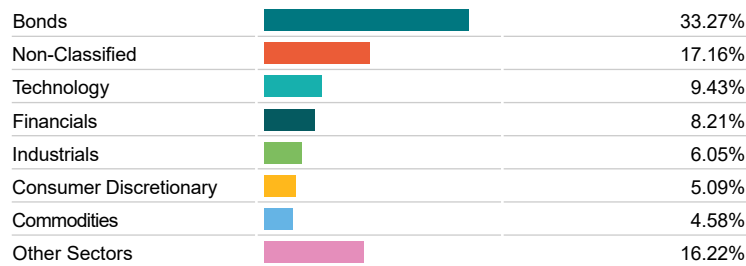
Asset Allocation



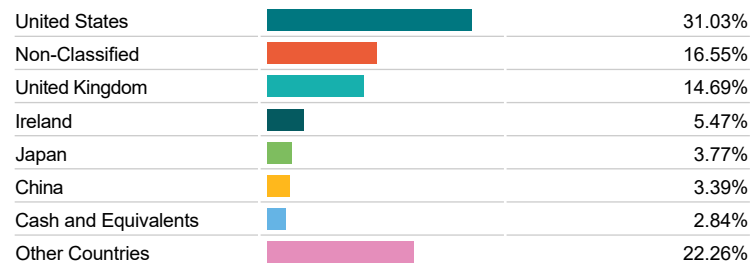
Regional Allocation



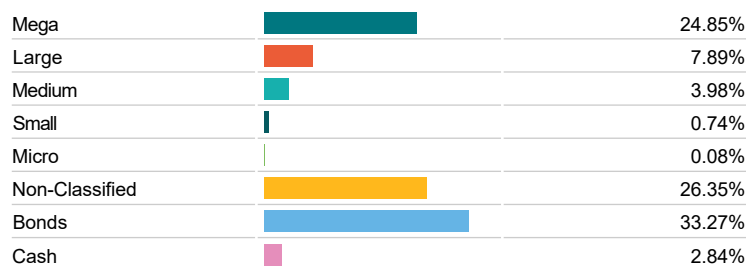
Sector Breakdown



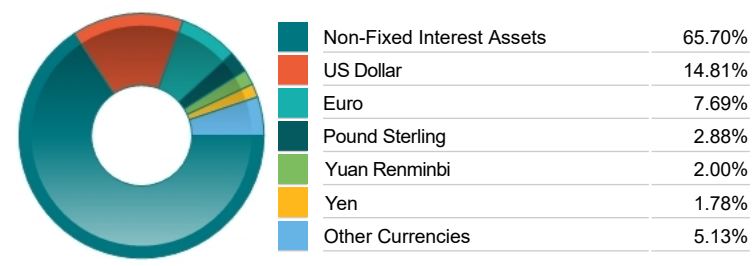
Top Country Breakdown



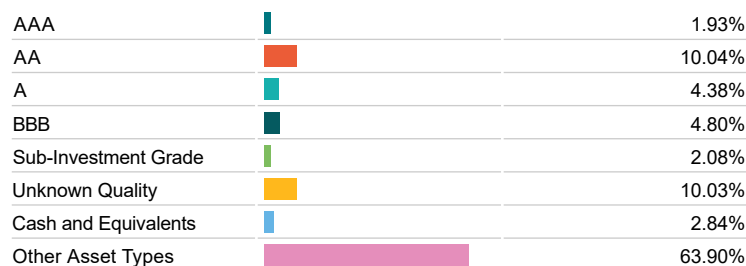
Breakdown By Market Cap (%)



Fixed Interest Currencies



Fixed Interest Quality Profile



Fixed Interest Maturity Profile

