

Benchmark

Benchmark	iBoxx Sterling Non Gilt All Maturities Index
Benchmark Category	-
IA Sector	£ Corporate Bond

Identification Codes

Sedol Code	B87FJ40
Mex Code	RLCBTA
Isin Code	GB00B87FJ401
Citi Code	GWUM

Fund Overview

Mid (02/04/2026)	169.30p
Distribution yield	5.80%
Underlying yield	-
Fund size (28/02/2026)	£1686.33m
Number of holdings	329
Ongoing Charges	0.56%
Launch date	26/11/2012

Fund Charges

Entry Charge	0.00%
Ongoing Charges	0.56%

Fund Background

Valuation frequency	Daily
Valuation point	12:00
Fund type	OEIC
Launch price	£1.00
Fund currency	Pound Sterling
Fund domicile	United Kingdom
ISA allowable	Yes
SIPP allowable	Yes

Dealing

Minimum Investment	£100000
Minimum Top Up	£1000
Minimum Regular Saving	-
Settlement Period: Buy	3 days
Settlement Period: Sell	3 days
Pricing Basis	Forward
Dealing Decimals	4

Distribution Dates

Ex dividend date(s)	Income payment date(s)
01 February	31 March
01 May	30 June
01 August	30 September
01 November	31 December

Aims

The fund's investment objective is to achieve a total return over the medium term (3-5 years), by investing at least 80% in sterlingdenominated corporate bonds. The fund's performance target is to outperform, after the deduction of charges, the iBoxx Sterling Non-Gilt Total Return GBP Index (the "Index") over a rolling 5-year period. For further information on the fund's index, please refer to the Prospectus.

Performance



Discrete performance - to last month end

	31/03/21 to 31/03/22	31/03/22 to 31/03/23	31/03/23 to 31/03/24	31/03/24 to 31/03/25	31/03/25 to 31/03/26
Fund	-2.4%	-9.3%	10.4%	5.2%	5.1%
Sector	-4.2%	-9.1%	7.4%	3.2%	4.4%
Rank	7/86	34/89	5/91	13/92	7/92
Quartile	1	2	1	1	1

Annualised performance

	3 Years to 31/03/26	5 Years to 31/03/26	10 Years to 31/03/26
Fund	6.9%	1.6%	3.6%
Sector	5.0%	0.1%	2.3%
Rank	4/91	15/86	3/69
Quartile	1	1	1

Fund Managers



Name: Shalin Shah Matt Franklin
 Manager for: 8 years, 6 months 4 years, 2 months

Ratings

FE Crown



Group Details

Group name	Royal London Unit Trust Managers Limited
Group address	55 Gracechurch Street London EC3V 0UF
Group telephone	020 32725408
Dealing telephone	08456 04 04 04
Email	platforms@rlam.co.uk
Homepage	www.rlam.co.uk
Fax number	-

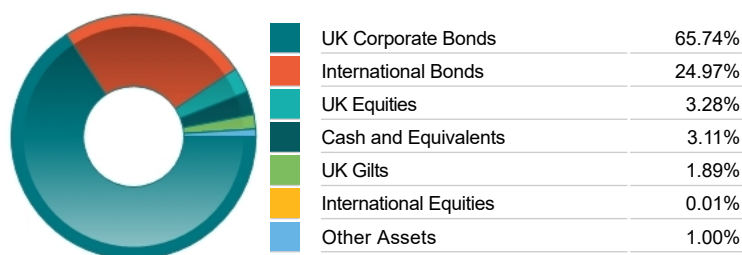
Important Information

- Source of portfolio data: Broadridge. Source of performance data: FE fundinfo. We can't predict the future. Past performance isn't a guide to future performance. The figures shown are intended only to demonstrate performance history of the fund, after allowing for the impact of ongoing charges, but take no account of product charges. Ongoing charges may vary in the future and may be higher than they are now. Fund performance is based upon the movement of the daily price and is shown as total return in GBP with income reinvested. The value of your client's investment can go down as well as up and the amount your client gets back may be less than they put in.
- This factsheet is for investment professionals and is for information purposes only. Should you wish to present any of this content to your client, please refer to similar pages on pru.co.uk. You should refer to your client's policy documentation and supporting brochures for fund availability, investment strategy, any product information and charges. Every care has been taken in populating this output, however it must be appreciated that neither Broadridge, Prudential nor their sources guarantee the accuracy, adequacy or completeness of this information or make any warranties regarding results from its usage.

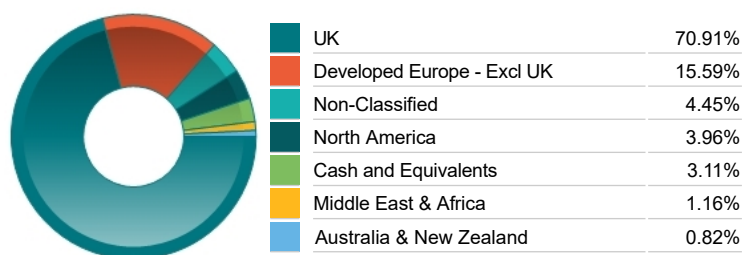
Top 10 Holdings

Name	% Weight	Sector	Country
1 HSBC Bank Fund 5.844% VRN Perp	2.74%	Bonds	United Kingdom
2 3¾% Treasury Gilt 2053	1.89%	Bonds	United Kingdom
3 Virgin Money UK PLC 7.625% VRN 23/08/2029	1.61%	Bonds	United Kingdom
4 Aviva PLC 4% 05/06/2032	1.33%	Bonds	United Kingdom
5 Barclays Bank PLC 6.278% VRN Perp	1.29%	Bonds	United Kingdom
6 CoOperative Bank Finance PlcThe 6% VRN 06/04/2027	1.16%	Bonds	United Kingdom
7 M&G Plc 5.7% VRN 19/12/2063	1.15%	Bonds	United Kingdom
8 Standard Chartered 6.409% VRN Perp	1.06%	Non-Classified	United Kingdom
9 Dresdner Funding Trust 8.151% 30/06/2031	1.02%	Bonds	Germany
10 Abbey National 10 ¾% Non Cum Stlg Pref GBP1	0.97%	Bonds	United Kingdom


Asset Allocation



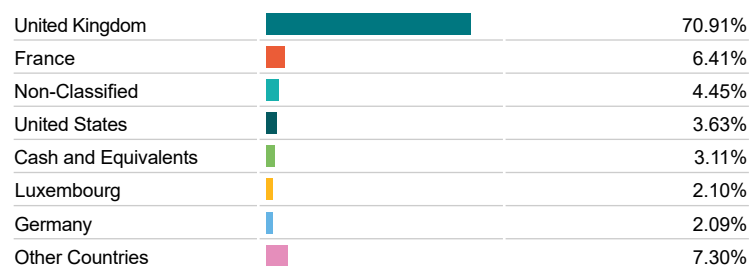
Regional Allocation



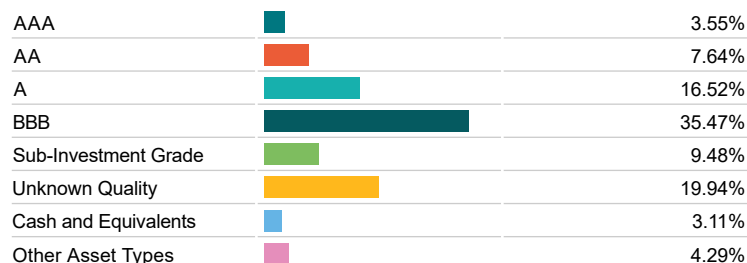
Bond Sector Breakdown



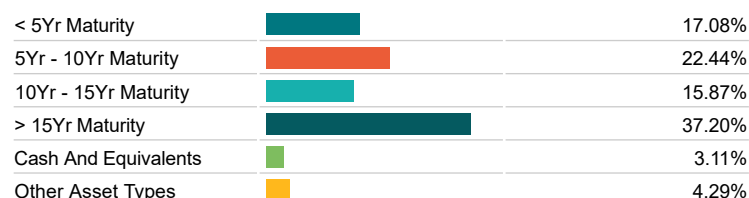
Top Country Breakdown



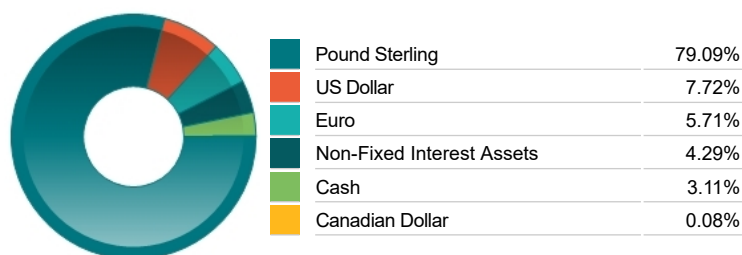
Fixed Interest Quality Profile



Fixed Interest Maturity Profile



Fixed Interest Currencies



Important Information

- The Industry Classification Benchmark is a product of FTSE International Limited and has been licensed for use.
- "Prudential" is a trading name of The Prudential Assurance Company Limited, which is registered in England and Wales. Registered office at 10 Fenchurch Avenue, London EC3M 5AG. Registered number 15454. Authorised by the Prudential Regulation Authority and regulated by the Financial Conduct Authority and the Prudential Regulation Authority.