

Benchmark

Benchmark	MSCI Japan Index
Benchmark Category	Target
IA Sector	Japan

Identification Codes

Sedol Code	BK7XXP7
Mex Code	-
Isin Code	GB00BK7XXP79
Citi Code	QGNM

Fund Overview

Mid (10/04/2026)	186.91p
Historic yield	1.59%
Fund size (28/02/2026)	£5127.87m
Number of holdings	60
Ongoing Charges	0.37%
Launch date	06/04/1971

Fund Charges

Entry Charge	0.00%
Ongoing Charges	0.37%

Fund Background

Valuation frequency	Daily
Valuation point	12:00
Fund type	OEIC
Launch price	2.50¥
Fund currency	Pound Sterling
Fund domicile	United Kingdom
ISA allowable	Yes
SIPP allowable	Yes

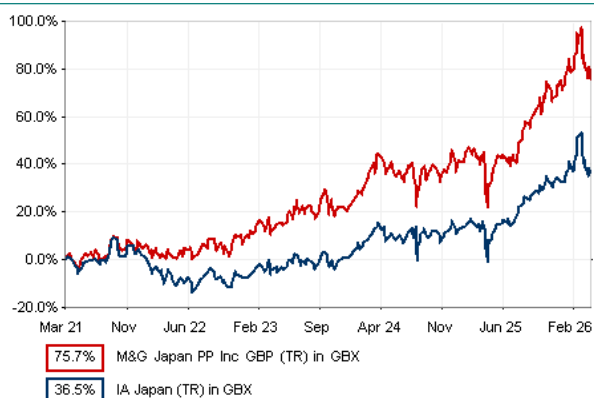
Dealing

Minimum Investment	-
Minimum Top Up	-
Minimum Regular Saving	-
Settlement Period: Buy	-
Settlement Period: Sell	-
Pricing Basis	None
Dealing Decimals	-

Aims

The Fund aims to provide a higher total return (the combination of capital growth and income), net of the Ongoing Charge Figure, than that of the MSCI Japan Index over any five-year period.

Performance




Discrete performance - to last month end

	31/03/21 to 31/03/22	31/03/22 to 31/03/23	31/03/23 to 31/03/24	31/03/24 to 31/03/25	31/03/25 to 31/03/26
Fund	4.4%	9.1%	25.7%	-3.5%	27.2%
Sector	-4.4%	0.7%	18.2%	-2.1%	22.5%
Rank	5/94	5/97	24/97	68/99	32/105
Quartile	1	1	1	3	2

Annualised performance

	Annualised		
	3 Years to 31/03/26	5 Years to 31/03/26	10 Years to 31/03/26
Fund	15.6%	11.9%	n/a
Sector	12.3%	6.4%	9.2%
Rank	28/97	18/94	n/a
Quartile	2	1	n/a

Fund Managers



Name: Carl Vine
Manager for: 6 years, 6 months

Ratings

FE Crown



Group Details

Group name	M&G Investments
Group address	10 Fenchurch Avenue London EC3M 5AG United Kingdom
Group telephone	0800 390 390
Dealing telephone	0800 328 3196
Email	info@mandg.co.uk
Homepage	www.mandg.co.uk
Fax number	-

Important Information

- Source of portfolio data: Broadridge. Source of performance data: FE fundinfo. We can't predict the future. Past performance isn't a guide to future performance. The figures shown are intended only to demonstrate performance history of the fund, after allowing for the impact of ongoing charges, but take no account of product charges. Ongoing charges may vary in the future and may be higher than they are now. Fund performance is based upon the movement of the daily price and is shown as total return in GBP with income reinvested. The value of your client's investment can go down as well as up and the amount your client gets back may be less than they put in.
- This factsheet is for investment professionals and is for information purposes only. Should you wish to present any of this content to your client, please refer to similar pages on pru.co.uk. You should refer to your client's policy documentation and supporting brochures for fund availability, investment strategy, any product information and charges. Every care has been taken in populating this output, however it must be appreciated that neither Broadridge, Prudential nor their sources guarantee the accuracy, adequacy or completeness of this information or make any warranties regarding results from its usage.


Top 10 Holdings

Name	% Weight	Sector	Country
1 TOYOTA MOTOR CORPORATION	5.69%	Automobiles & Parts	Japan
2 MITSUBISHI UFJ FINANCIAL GROUP	5.19%	Banks	Japan
3 MITSUI & CO.	4.68%	Industrial Support Services	Japan
4 ORIX CORPORATION	3.47%	Investment Banking & Brokerage Services	Japan
5 HITACHI	3.07%	General Industrials	Japan
6 NTT	3.06%	Telecommunications Service Providers	Japan
7 MITSUBISHI ESTATE CO.	2.78%	Real Estate Investment & Services	Japan
8 TOKYO ELECTRON LIMITED	2.76%	Technology Hardware & Equipment	Japan
9 MIZUHO FINANCIAL GROUP	2.74%	Banks	Japan
10 SONY CORP	2.68%	Leisure Goods	Japan

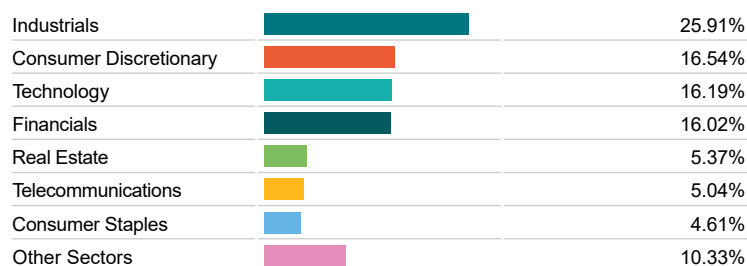
Asset Allocation




Regional Allocation



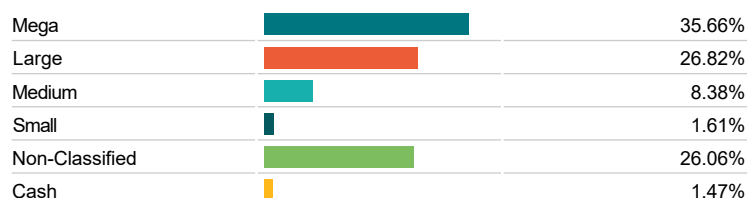
Equity Sector Breakdown



Top Country Breakdown



Breakdown By Market Cap (%)



Important Information

- The Industry Classification Benchmark is a product of FTSE International Limited and has been licensed for use.
- "Prudential" is a trading name of The Prudential Assurance Company Limited, which is registered in England and Wales. Registered office at 10 Fenchurch Avenue, London EC3M 5AG. Registered number 15454. Authorised by the Prudential Regulation Authority and regulated by the Financial Conduct Authority and the Prudential Regulation Authority.