

Benchmark

| | |
|------------|--------------------|
| Benchmark | Variable |
| ABI Sector | Distribution Funds |

Identification Codes

| | |
|------------|--------------|
| Sedol Code | 0699895 |
| Mex Code | VNDB |
| Isin Code | GB0006998958 |
| Citi Code | PS35 |

Fund Overview

| | |
|------------------------|------------|
| Bid (02/04/2026) | 116.20 |
| Offer (02/04/2026) | 122.30 |
| Yield | 3.42% |
| Fund size (28/02/2026) | £467.04m |
| Number of holdings | 4460 |
| Launch date | 02/08/1993 |

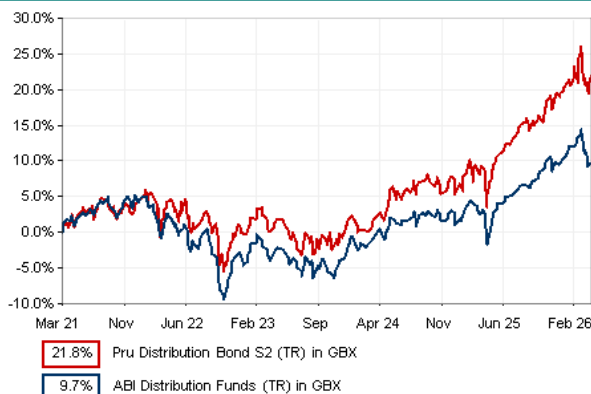
Fund Charges

| | |
|--------------------------------|--------------|
| Annual Management Charge (AMC) | 1.00% |
| Further Costs | 0.12% |
| Yearly Total | 1.12% |

Aims

Objective: The investment strategy of the fund is to deliver capital growth and produce a regular income over the longer term by investing mainly in a broad spread of collective investment schemes. The fund will have exposure to a range of asset classes, including at least 80% in UK equities, UK property and sterling denominated bonds with the remainder in overseas property, overseas bonds, alternative assets and other asset types. Derivative instruments may be used for efficient portfolio management.

Performance



Discrete performance - to last month end

| | 31/03/21 to 31/03/22 | 31/03/22 to 31/03/23 | 31/03/23 to 31/03/24 | 31/03/24 to 31/03/25 | 31/03/25 to 31/03/26 |
|----------|----------------------|----------------------|----------------------|----------------------|----------------------|
| Fund | 4.2% | -3.8% | 2.2% | 6.0% | 12.3% |
| Sector | 2.6% | -5.5% | 3.6% | 2.0% | 7.0% |
| Rank | 8/36 | 8/36 | 24/36 | 2/36 | 2/36 |
| Quartile | 1 | 1 | 3 | 1 | 1 |

Annualised performance

| | Annualised | | |
|----------|---------------------|---------------------|----------------------|
| | 3 Years to 31/03/26 | 5 Years to 31/03/26 | 10 Years to 31/03/26 |
| Fund | 6.7% | 4.0% | 3.4% |
| Sector | 4.2% | 1.9% | 2.4% |
| Rank | 5/36 | 5/36 | 12/32 |
| Quartile | 1 | 1 | 2 |

Fund Managers



Name: Life Investment Office
 Manager for: 11 years, 3 months

Ratings

FE Crown



Important Information

- Because of changes in exchange rates the value of your investment, as well as any money you take from it, can go down as well as up.
- The yield shown is the fund series pence per unit as an annualised percentage of the fund bid price at the time of distribution. The rate of growth of funds and any income from them cannot be guaranteed.
- Some funds may invest in 'underlying' funds or other investment vehicles. The performance of our fund, compared to what it's invested in won't be exactly the same. That can be due to additional charges, cash management (needed to help people to enter and leave our fund when they want), tax and the timing of investments (this is known as a fund's dealing cycle, it varies between managers and can be several days).
- Source of portfolio data: Broadridge. Source of performance data: FE fundinfo. We can't predict the future. Past performance isn't a guide to future performance. The figures shown are intended only to demonstrate performance history of the fund, after allowing for the impact of fund charges and further costs, but take no account of product charges, or any Annual Management Charge paid for by the deduction of units. Charges and further costs may vary in the future and may be higher than they are now. Fund performance is based upon the movement of the daily price and is shown as total return in GBP with net income reinvested. The value of your client's investment can go down as well as up and the amount your client gets back may be less than they put in.
- This factsheet is for investment professionals and is for information purposes only. Should you wish to present any of this content to your client, please refer to similar pages on pru.co.uk. You should refer to your client's policy documentation and supporting brochures for fund availability, investment strategy, any product information and charges. Every care has been taken in populating this output, however it must be appreciated that neither Broadridge, Prudential nor their sources guarantee the accuracy, adequacy or completeness of this information or make any warranties regarding results from its usage.

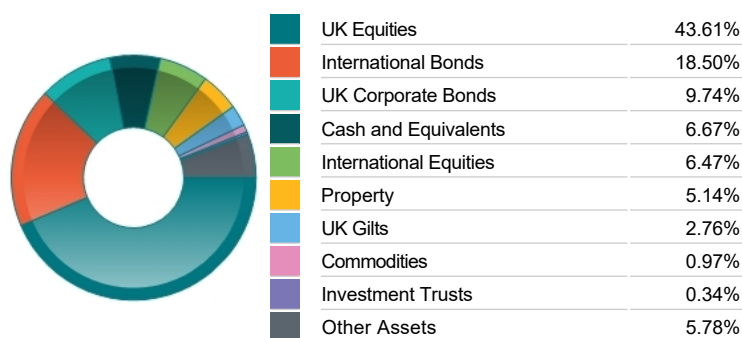
Top 10 Fund Holdings

| Name | % Weight |
|---|----------|
| 1 M&G Dividend Class C GBP | 48.46% |
| 2 M&G Sterling Investment Grade Corporate Bond Class Z2A | 25.25% |
| 3 PRELP CLASS A AIF | 3.13% |
| 4 M&G (Lux) Asian Local Currency Bond Class ZI | 2.01% |
| 5 Legal & General Global Infrastructure Index Class C | 1.80% |
| 6 iShares iShares II plc UK Property UCITS ETF GBP (Dist) | 1.65% |
| 7 M&G Emerging Markets Bond Class PP GBP | 1.46% |
| 8 M&G EUROPEAN PROPERTY FUND EUR G A | 1.30% |
| 9 M&G Asia Property Fund Class SH CLS Series 1 | 1.08% |
| 10 M&G (1) UK Gilt Z2A GBP Acc | 1.06% |

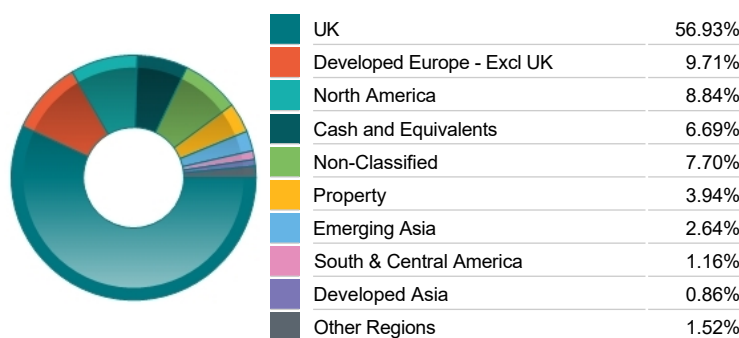
Top 10 Holdings

| Name | % Weight |
|-----------------------------------|----------|
| 1 HSBC HOLDINGS | 4.15% |
| 2 PRELP CLASS A AIF | 3.13% |
| 3 BRITISH AMERICAN TOBACCO P.L.C. | 3.11% |
| 4 ASTRAZENECA | 2.44% |
| 5 IMPERIAL BRANDS | 2.24% |
| 6 SHELL | 2.24% |
| 7 LLOYDS BANKING GROUP | 2.12% |
| 8 RIO TINTO | 2.09% |
| 9 GSK | 1.75% |
| 10 BP P.L.C. | 1.73% |

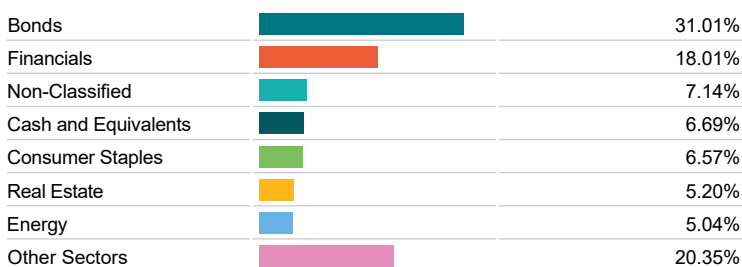
Asset Allocation



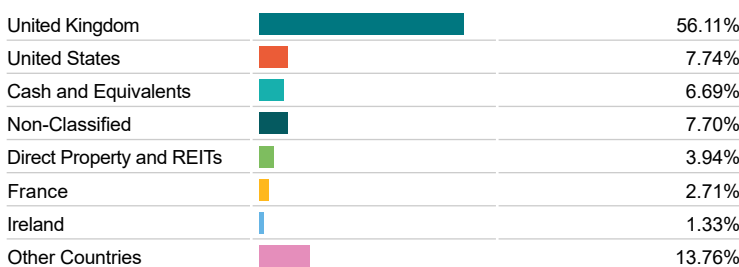
Regional Allocation



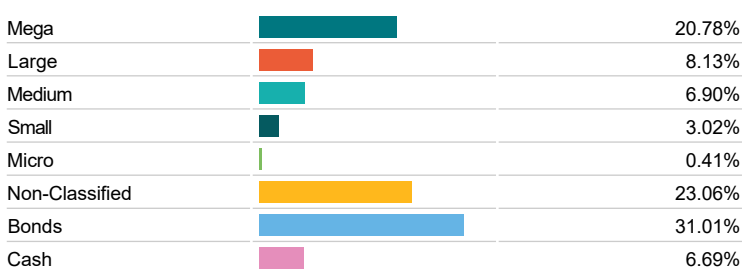
Sector Breakdown



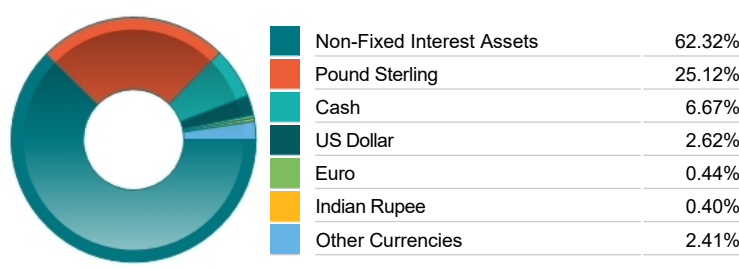
Top Country Breakdown



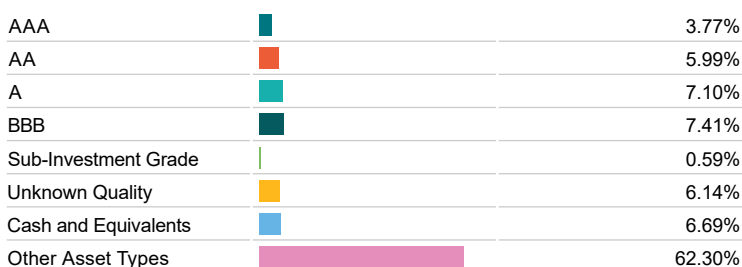
Breakdown By Market Cap (%)



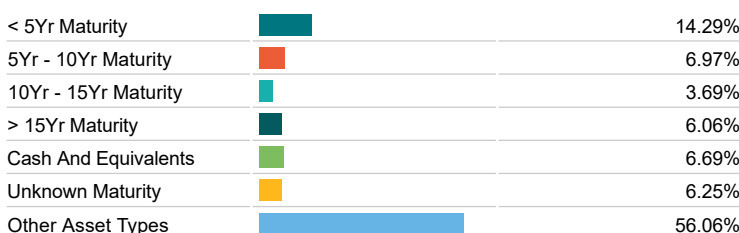
Fixed Interest Currencies



Fixed Interest Quality Profile



Fixed Interest Maturity Profile



Important Information

- Because of changes in exchange rates the value of your investment, as well as any money you take from it, can go down as well as up.
- The Industry Classification Benchmark is a product of FTSE International Limited and has been licensed for use.
- "Prudential" is a trading name of The Prudential Assurance Company Limited, which is registered in England and Wales. Registered office at 10 Fenchurch Avenue, London EC3M 5AG. Registered number 15454. Authorised by the Prudential Regulation Authority and regulated by the Financial Conduct Authority and the Prudential Regulation Authority.