

Benchmark

Benchmark	IA Flexible Investment
Benchmark Category	-
IA Sector	Flexible Investment

Identification Codes

Sedol Code	BTZN396
Mex Code	-
Isin Code	GB00BTZN3967
Citi Code	BUG95

Fund Overview

Mid (10/04/2026)	122.35p
Historic yield	-
Fund size (31/03/2026)	£30.33m
Number of holdings	4222
Ongoing Charges	1.14%
Launch date	-

Fund Charges

Entry Charge	0.00%
Ongoing Charges	1.14%

Fund Background

Valuation frequency	Daily
Valuation point	-
Fund type	OEIC
Launch price	-
Fund currency	Pound Sterling
Fund domicile	United Kingdom
ISA allowable	Yes
SIPP allowable	Yes

Dealing

Minimum Investment	-
Minimum Top Up	-
Minimum Regular Saving	-
Settlement Period: Buy	-
Settlement Period: Sell	-
Pricing Basis	None
Dealing Decimals	-

Aims

The objective of the sub-fund is to provide capital growth, with the potential for income, over any 7-year period.

Performance

Performance for this fund will be shown when the fund is one year old

Discrete performance - to last month end

	31/03/21 to 31/03/22	31/03/22 to 31/03/23	31/03/23 to 31/03/24	31/03/24 to 31/03/25	31/03/25 to 31/03/26
Fund	n/a	n/a	n/a	n/a	n/a
Sector	5.0%	-4.0%	10.1%	2.9%	12.4%
Rank	n/a	n/a	n/a	n/a	n/a
Quartile	n/a	n/a	n/a	n/a	n/a

Annualised performance

	Annualised		
	3 Years to 31/03/26	5 Years to 31/03/26	10 Years to 31/03/26
Fund	n/a	n/a	n/a
Sector	8.4%	5.1%	6.7%
Rank	n/a	n/a	n/a
Quartile	n/a	n/a	n/a

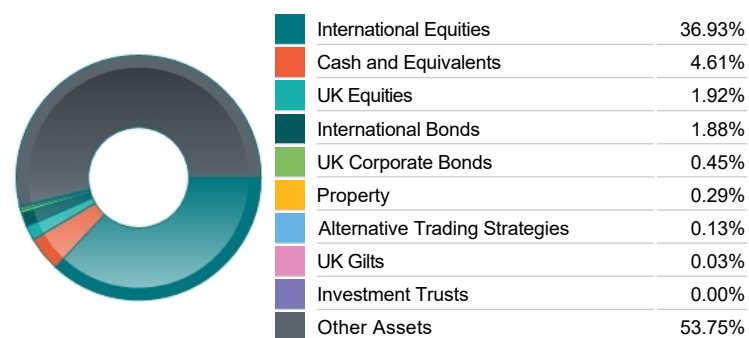
Group Details

Group name	Margetts Fund Management Ltd.
Group address	6 Sovereign Court Graham Street Birmingham B1 3JR
Group telephone	0121 236 2380
Dealing telephone	-
Email	funds@margetts.com;Admin@margetts.com
Homepage	www.margetts.com
Fax number	0121 236 2330

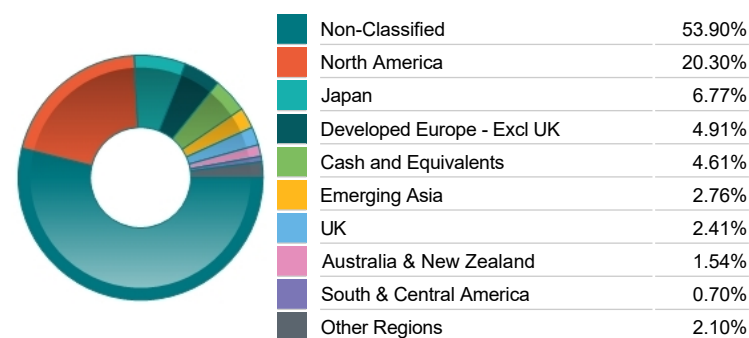
Top 10 Holdings

Name	% Weight	Sector	Country
1 ALPHABET	0.85%	Software & Computer Services	United States
2 NVIDIA CORPORATION	0.65%	Technology Hardware & Equipment	United States
3 GENERAL MOTORS COMPANY	0.39%	Automobiles & Parts	United States
4 SAMSUNG ELECTRONICS CO. LTD	0.31%	Telecommunications Equipment	South Korea
5 CMOC GROUP LIMITED	0.31%	Industrial Metals & Mining	Non-Classified
6 ENBRIDGE	0.30%	Non-Renewable Energy	Canada
7 UNITED UTILITIES GROUP	0.29%	Gas, Water & Multi-utilities	United Kingdom
8 CITIGROUP	0.29%	Banks	United States
9 BANCO BILBAO VIZCAYA ARGENTARIA SOCIEDAD ANONIMA	0.29%	Banks	Spain
10 BARRICK GOLD CORPORATION	0.29%	Precious Metals & Mining	Canada

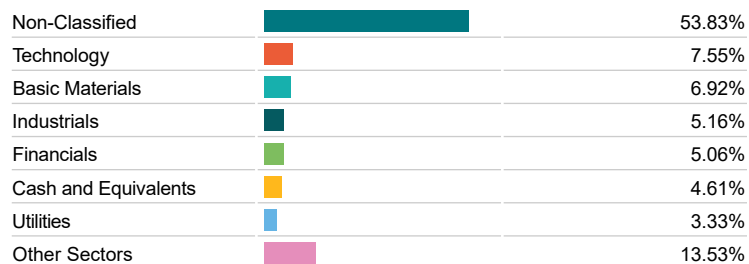
Asset Allocation



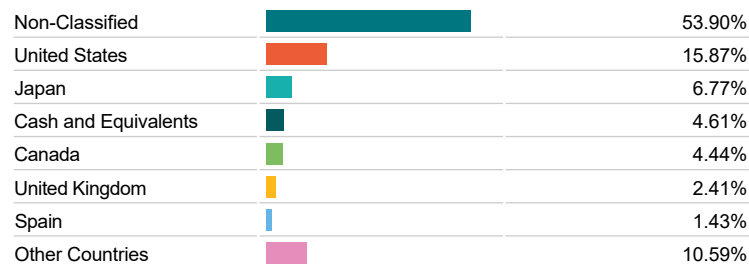
Regional Allocation



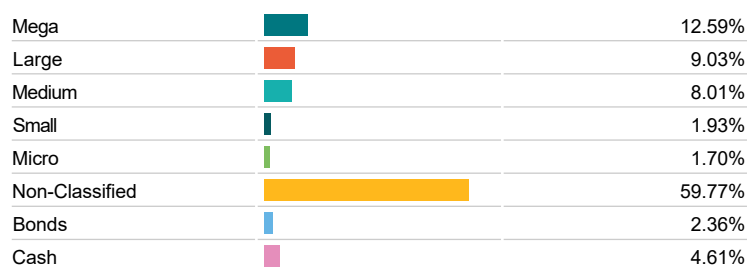
Equity Sector Breakdown



Top Country Breakdown



Breakdown By Market Cap (%)



Fixed Interest Currencies

