

Benchmark

Benchmark	MSCI AC Asia ex Japan Index
Benchmark Category	-
IA Sector	Asia Pacific Excluding Japan

Identification Codes

Sedol Code	0606323
Mex Code	BGPAB
Isin Code	GB0006063233
Citi Code	BE80

Fund Overview

Mid (10/04/2026)	1780.00p
Historic yield	0.72%
Fund size (28/02/2026)	£3439.86m
Number of holdings	72
Ongoing Charges	0.71%
Launch date	20/03/2000

Fund Charges

Entry Charge	0.00%
Ongoing Charges	0.71%

Fund Background

Valuation frequency	Daily
Valuation point	10:00
Fund type	OEIC
Launch price	£1.00
Fund currency	Pound Sterling
Fund domicile	United Kingdom
ISA allowable	Yes
SIPP allowable	Yes

Dealing

Minimum Investment	£1000
Minimum Top Up	£0
Minimum Regular Saving	£50
Settlement Period: Buy	3 days
Settlement Period: Sell	3 days
Pricing Basis	Forward
Dealing Decimals	-

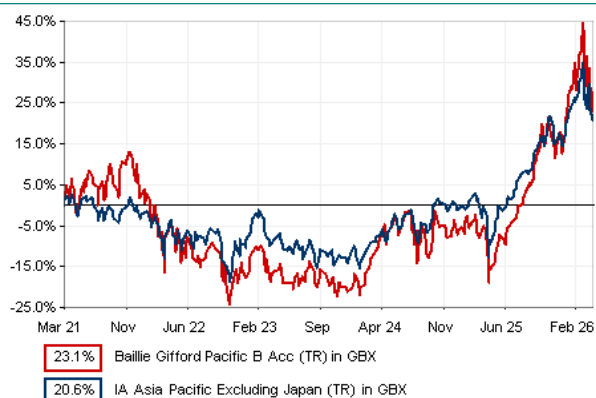
Distribution Dates

Ex dividend date(s)	Income payment date(s)
30 April	30 June

Aims

The fund aims to outperform (after deduction of costs) the MSCI AC Asia ex Japan Index, as stated in sterling, over rolling five-year periods.

Performance



Discrete performance - to last month end

	31/03/21 to 31/03/22	31/03/22 to 31/03/23	31/03/23 to 31/03/24	31/03/24 to 31/03/25	31/03/25 to 31/03/26
Fund	-5.7%	-10.4%	8.1%	0.2%	34.5%
Sector	-5.2%	-2.5%	0.3%	3.8%	25.3%
Rank	55/108	98/112	14/112	87/113	19/116
Quartile	3	4	1	4	1

Annualised performance

	Annualised		
	3 Years to 31/03/26	5 Years to 31/03/26	10 Years to 31/03/26
Fund	13.4%	4.2%	14.1%
Sector	9.3%	3.8%	9.0%
Rank	25/112	46/108	1/89
Quartile	1	2	1

Fund Managers



Name: Ben Durrant Roderick Snell
 Manager for: 4 years, 9 months 15 years, 10 months

Ratings

FE Crown



Group Details

Group name	Baillie Gifford & Co
Group address	Calton Square 1 Greenside Row Edinburgh EH1 3AN
Group telephone	0800 917 4752
Dealing telephone	0800 917 4750
Email	trustenquiries@bailliegifford.com
Homepage	www.bailliegifford.com/intermediaries
Fax number	0131 275 3955

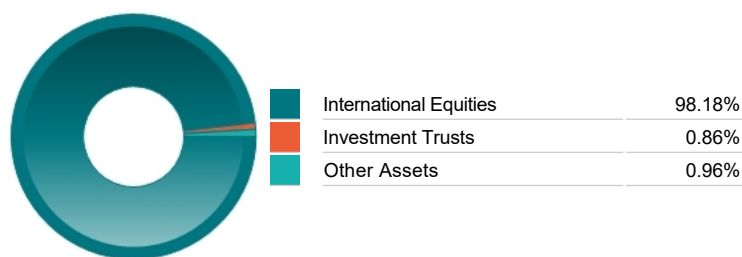
Important Information

- Source of portfolio data: Broadridge. Source of performance data: FE fundinfo. We can't predict the future. Past performance isn't a guide to future performance. The figures shown are intended only to demonstrate performance history of the fund, after allowing for the impact of ongoing charges, but take no account of product charges. Ongoing charges may vary in the future and may be higher than they are now. Fund performance is based upon the movement of the daily price and is shown as total return in GBP with income reinvested. The value of your client's investment can go down as well as up and the amount your client gets back may be less than they put in.
- This factsheet is for investment professionals and is for information purposes only. Should you wish to present any of this content to your client, please refer to similar pages on pru.co.uk. You should refer to your client's policy documentation and supporting brochures for fund availability, investment strategy, any product information and charges. Every care has been taken in populating this output, however it must be appreciated that neither Broadridge, Prudential nor their sources guarantee the accuracy, adequacy or completeness of this information or make any warranties regarding results from its usage.

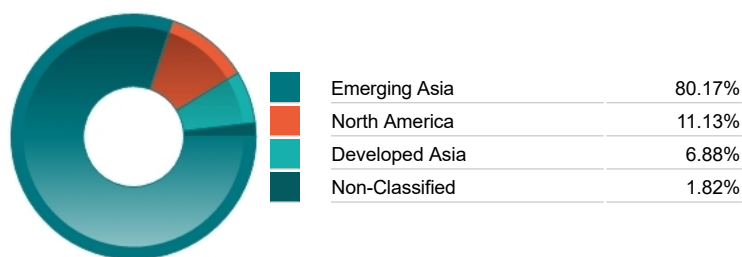
Top 10 Holdings

Name	% Weight	Sector	Country
1 TAIWAN SEMICONDUCTOR MANUFACTURING COMPANY LIMITED	9.72%	Technology Hardware & Equipment	Taiwan
2 SAMSUNG ELECTRONICS CO. LTD	7.72%	Telecommunications Equipment	South Korea
3 SK SQUARE CO LTD	7.56%	Software & Computer Services	South Korea
4 TENCENT HOLDINGS LIMITED	5.66%	Software & Computer Services	China
5 MMG LIMITED	3.21%	Industrial Metals & Mining	Hong Kong
6 ZIJIN MINING GROUP CO.	3.08%	Precious Metals & Mining	China
7 MEDIATEK CORPORATION	3.07%	Technology Hardware & Equipment	Taiwan
8 SAMSUNG ELECTRONICS CO. LTD	2.84%	Telecommunications Equipment	South Korea
9 CHIFENG JILONG GOLD MINING CO.	2.68%	Precious Metals & Mining	China
10 ZIJIN GOLD INTERNATIONAL COMPANY LIMITED	2.19%	Precious Metals & Mining	Hong Kong

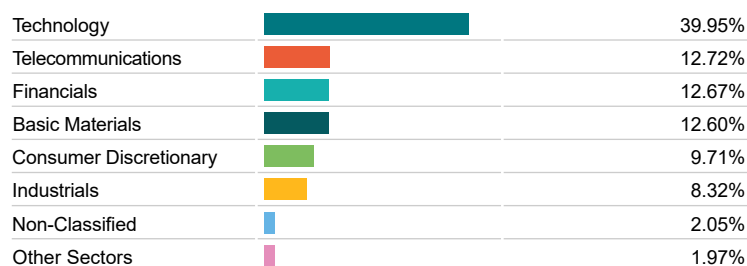
Asset Allocation



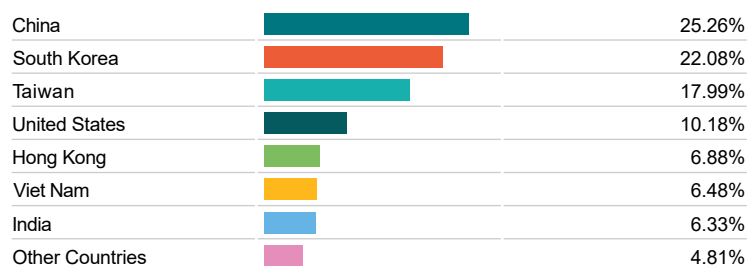
Regional Allocation



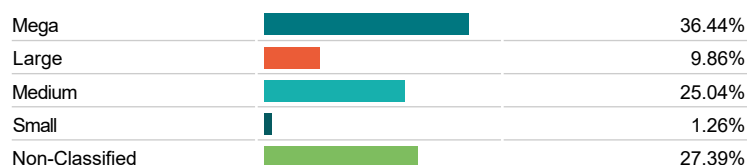
Equity Sector Breakdown



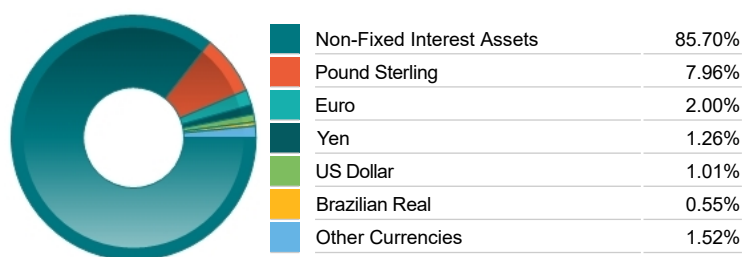
Top Country Breakdown



Breakdown By Market Cap (%)



Fixed Interest Currencies



Important Information

- The Industry Classification Benchmark is a product of FTSE International Limited and has been licensed for use.
- "Prudential" is a trading name of The Prudential Assurance Company Limited, which is registered in England and Wales. Registered office at 10 Fenchurch Avenue, London EC3M 5AG. Registered number 15454. Authorised by the Prudential Regulation Authority and regulated by the Financial Conduct Authority and the Prudential Regulation Authority.