

Benchmark

Benchmark	MSCI AC World NR
Benchmark Category	-
IA Sector	Global Equity Income

Identification Codes

Sedol Code	B5N9956
Mex Code	PKGLOB
Isin Code	GB00B5N99561
Citi Code	JXZ0

Fund Overview

Mid (15/07/2025)	175.46p
Historic yield	2.56%
Fund size (31/03/2025)	£2009.67m
Number of holdings	79
Ongoing Charges	0.87%
Launch date	19/07/2010

Fund Charges

Entry Charge	0.00%
Ongoing Charges	0.87%

Fund Background

Valuation frequency	Daily
Valuation point	12:00
Fund type	Unit Trust
Launch price	50.00p
Fund currency	Pound Sterling
Fund domicile	United Kingdom
ISA allowable	Yes
SIPP allowable	Yes

Dealing

Minimum Investment	£10000
Minimum Top Up	£250
Minimum Regular Saving	-
Settlement Period: Buy	4 days
Settlement Period: Sell	4 days
Pricing Basis	Forward
Dealing Decimals	-

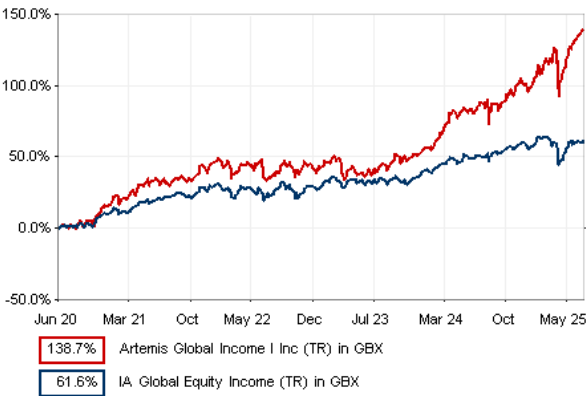
Distribution Dates

Ex dividend date(s)	Income payment date(s)
01 February	31 March
01 August	30 September

Aims

To grow both income and capital over a five year period.

Performance




Discrete performance - to last month end

	30/06/20 to 30/06/21	30/06/21 to 30/06/22	30/06/22 to 30/06/23	30/06/23 to 30/06/24	30/06/24 to 30/06/25
Fund	33.2%	1.5%	4.0%	31.9%	28.7%
Sector	21.2%	1.0%	9.2%	12.8%	7.3%
Rank	4/46	25/49	46/50	1/52	1/53
Quartile	1	2	4	1	1

Annualised performance

	3 Years to 30/06/25	5 Years to 30/06/25	10 Years to 30/06/25
Fund	20.9%	19.0%	11.3%
Sector	9.7%	10.1%	8.7%
Rank	1/50	1/47	6/30
Quartile	1	1	1

Fund Managers



Name:	Jacob de Tusch-Lec	James Davidson
Manager for:	14 years, 11 months	5 years, 3 months

Ratings

FE Crown



Group Details

Group name	Artemis Fund Managers Limited
Group address	Cassini House 57 St James's Street SW1A 1LD
Group telephone	0800 092 2051
Dealing telephone	0800 092 2090
Email	investorsupport@artemisfunds.com;
Homepage	www.artemisfunds.co.uk
Fax number	020 7399 6497


Important Information

- Source of portfolio data: Broadridge. Source of performance data: FE fundinfo. We can't predict the future. Past performance isn't a guide to future performance. The figures shown are intended only to demonstrate performance history of the fund, after allowing for the impact of ongoing charges, but take no account of product charges. Ongoing charges may vary in the future and may be higher than they are now. Fund performance is based upon the movement of the daily price and is shown as total return in GBP with income reinvested. The value of your client's investment can go down as well as up and the amount your client gets back may be less than they put in.
- This factsheet is for investment professionals and is for information purposes only. Should you wish to present any of this content to your client, please refer to similar pages on pru.co.uk. You should refer to your client's policy documentation and supporting brochures for fund availability, investment strategy, any product information and charges. Every care has been taken in populating this output, however it must be appreciated that neither Broadridge, Prudential nor their sources guarantee the accuracy, adequacy or completeness of this information or make any warranties regarding results from its usage.

Top 10 Holdings

Name	% Weight	Sector	Country
1 RHEINMETALL AG	4.29%	Aerospace & Defence	Germany
2 MITSUBISHI HEAVY INDUSTRIES	3.86%	Industrial Engineering	Japan
3 HANWHA AEROSPACE CO. LTD	3.37%	Aerospace & Defence	South Korea
4 BAE SYSTEMS	2.72%	Aerospace & Defence	United Kingdom
5 GENERAL MOTORS COMPANY	2.67%	Automobiles & Parts	United States
6 WELLS FARGO & COMPANY	2.58%	Banks	United States
7 BANCO BPM SOCIETA' PER AZIONI	2.54%	Banks	Italy
8 COMMERZBANK AKTIENGESELLSCHAFT	2.36%	Banks	Germany
9 KINROSS GOLD CORPORATION	2.33%	Precious Metals & Mining	Canada
10 HESS MIDSTREAM LP	2.27%	Non-Renewable Energy	United States

Asset Allocation



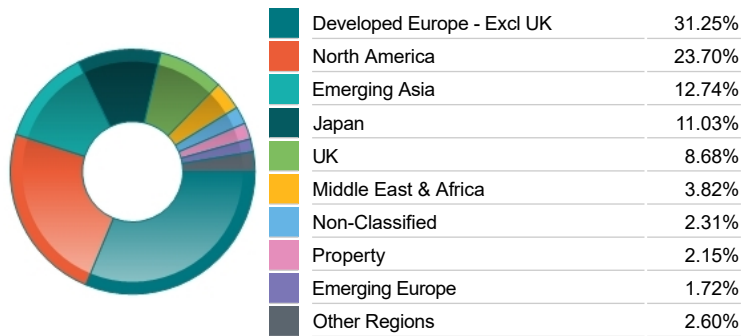
Equity Sector Breakdown

Financials	37.96%
Industrials	26.15%
Energy	7.78%
Consumer Discretionary	7.08%
Consumer Staples	5.26%
Basic Materials	4.72%
Health Care	3.95%
Other Sectors	7.09%

Breakdown By Market Cap (%)

Mega	38.66%
Large	34.47%
Medium	15.58%
Small	0.76%
Non-Classified	10.52%

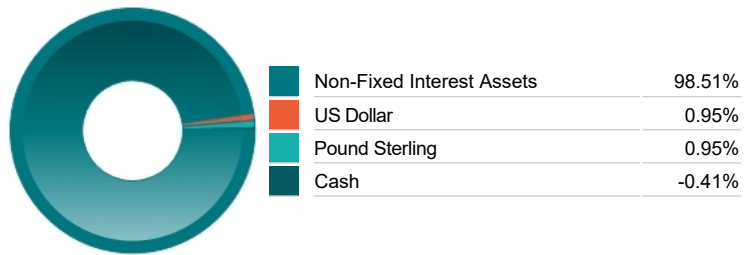
Regional Allocation



Top Country Breakdown

United States	21.09%
Japan	11.03%
Germany	8.89%
United Kingdom	8.68%
South Korea	6.36%
Italy	5.43%
France	4.72%
Other Countries	33.79%

Fixed Interest Currencies



Important Information

- The Industry Classification Benchmark is a product of FTSE International Limited and has been licensed for use.
- "Prudential" is a trading name of The Prudential Assurance Company Limited, which is registered in England and Wales. Registered office at 10 Fenchurch Avenue, London EC3M 5AG. Registered number 15454. Authorised by the Prudential Regulation Authority and regulated by the Financial Conduct Authority and the Prudential Regulation Authority.