

Benchmark

Benchmark	FTSE World Europe Ex UK
Benchmark Category	-
IA Sector	Europe Excluding UK

Identification Codes

Sedol Code	BQ1KNZ6
Mex Code	RWAAHL
Isin Code	GB00BQ1KNZ69
Citi Code	KQ8C

Fund Overview

Mid (07/04/2026)	541.64p
Historic yield	1.39%
Fund size (28/02/2026)	£204.17m
Number of holdings	40
Ongoing Charges	0.99%
Launch date	25/09/2014

Fund Charges

Entry Charge	0.00%
Ongoing Charges	0.99%

Fund Background

Valuation frequency	Daily
Valuation point	12:00
Fund type	Unit Trust
Launch price	£0.50
Fund currency	Pound Sterling
Fund domicile	United Kingdom
ISA allowable	Yes
SIPP allowable	Yes

Dealing

Minimum Investment	£5000000
Minimum Top Up	£50000
Minimum Regular Saving	-
Settlement Period: Buy	3 days
Settlement Period: Sell	3 days
Pricing Basis	Forward
Dealing Decimals	2

Distribution Dates

Ex dividend date(s)	Income payment date(s)
01 February	31 March

Aims

The Fund objective is to provide a return, net of fees, higher than that provided by the FTSE World Europe Ex UK Index over the long term (at least five years).

Performance




Discrete performance - to last month end

	31/03/21 to 31/03/22	31/03/22 to 31/03/23	31/03/23 to 31/03/24	31/03/24 to 31/03/25	31/03/25 to 31/03/26
Fund	3.3%	0.4%	10.0%	-12.0%	17.3%
Sector	4.2%	6.5%	12.3%	0.9%	12.1%
Rank	73/131	122/136	111/137	131/138	28/140
Quartile	3	4	4	4	1

Annualised performance

	Annualised		
	3 Years to 31/03/26	5 Years to 31/03/26	10 Years to 31/03/26
Fund	4.3%	3.3%	5.4%
Sector	8.3%	7.1%	8.7%
Rank	115/137	111/131	103/107
Quartile	4	4	4

Fund Managers



Name:	Niall Gallagher	Christopher Sellers	Chris Legg
Manager for:	0 years, 10 months	1 years, 1 months	1 years, 1 months

Ratings

FE Crown



Group Details

Group name	Jupiter Unit Trust Managers Limited
Group address	The Zig Zag Building, 70 Victoria Street, London, SW1E 6SQ
Group telephone	020 3817 1063
Dealing telephone	0800 561 4000
Email	intermediary-sales-support@jupiteram.com
Homepage	www.jupiteram.com
Fax number	0800 561 4001

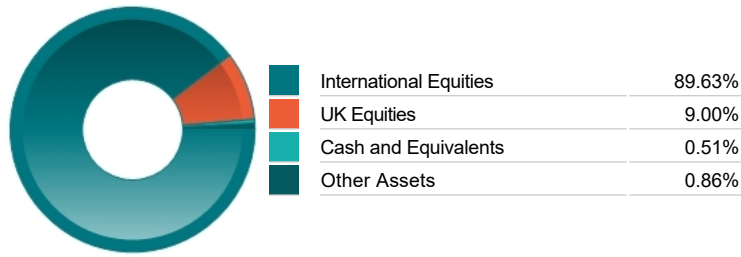
Important Information

- Source of portfolio data: Broadridge. Source of performance data: FE fundinfo. We can't predict the future. Past performance isn't a guide to future performance. The figures shown are intended only to demonstrate performance history of the fund, after allowing for the impact of ongoing charges, but take no account of product charges. Ongoing charges may vary in the future and may be higher than they are now. Fund performance is based upon the movement of the daily price and is shown as total return in GBP with income reinvested. The value of your client's investment can go down as well as up and the amount your client gets back may be less than they put in.
- This factsheet is for investment professionals and is for information purposes only. Should you wish to present any of this content to your client, please refer to similar pages on pru.co.uk. You should refer to your client's policy documentation and supporting brochures for fund availability, investment strategy, any product information and charges. Every care has been taken in populating this output, however it must be appreciated that neither Broadridge, Prudential nor their sources guarantee the accuracy, adequacy or completeness of this information or make any warranties regarding results from its usage.

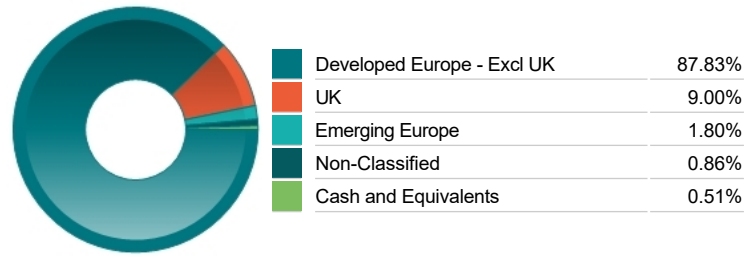
Top 10 Holdings

Name	% Weight	Sector	Country
1 ANHEUSER-BUSCH INBEV	4.34%	Beverages	Belgium
2 DEUTSCHE BORSE AKTIENGESELLSCHAFT	4.16%	Investment Banking & Brokerage Services	Germany
3 INDUSTRIA DE DISENO TEXTIL SA	4.00%	Retailers	Spain
4 SIEMENS ENERGY AG	3.41%	Renewable Energy	Germany
5 SAP SE	3.39%	Software & Computer Services	Germany
6 L'OREAL	3.34%	Personal Goods	France
7 ASML HOLDING N.V.	3.33%	Technology Hardware & Equipment	Netherlands
8 INFINEON TECHNOLOGIES AG	3.27%	Technology Hardware & Equipment	Germany
9 BANCO BILBAO VIZCAYA ARGENTARIA SOCIEDAD ANONIMA	3.27%	Banks	Spain
10 CAIXABANK SA	3.21%	Banks	Spain

Asset Allocation



Regional Allocation



Equity Sector Breakdown

Financials	24.03%
Industrials	19.79%
Technology	13.62%
Consumer Discretionary	12.76%
Consumer Staples	8.32%
Health Care	6.76%
Energy	5.50%
Other Sectors	9.22%

Top Country Breakdown

Germany	20.73%
Ireland	12.44%
Spain	10.47%
Italy	10.16%
United Kingdom	9.00%
France	8.41%
Netherlands	7.01%
Other Countries	21.79%

Breakdown By Market Cap (%)

Mega	62.40%
Large	25.53%
Medium	2.71%
Non-Classified	8.85%
Cash	0.51%

Important Information

- The Industry Classification Benchmark is a product of FTSE International Limited and has been licensed for use.
- "Prudential" is a trading name of The Prudential Assurance Company Limited, which is registered in England and Wales. Registered office at 10 Fenchurch Avenue, London EC3M 5AG. Registered number 15454. Authorised by the Prudential Regulation Authority and regulated by the Financial Conduct Authority and the Prudential Regulation Authority.