

Benchmark

Benchmark	Composite
ABI Sector	Mixed Investment 20-60% Shares

Identification Codes

Sedol Code	0794734
Mex Code	SBEBS
Isin Code	IE0007947348
Citi Code	SY38

Fund Overview

Bid (07/04/2026)	4.41
Offer (07/04/2026)	4.65
Fund size (28/02/2026)	£5.94m
Number of holdings	4879
Launch date	30/06/1994

Fund Charges

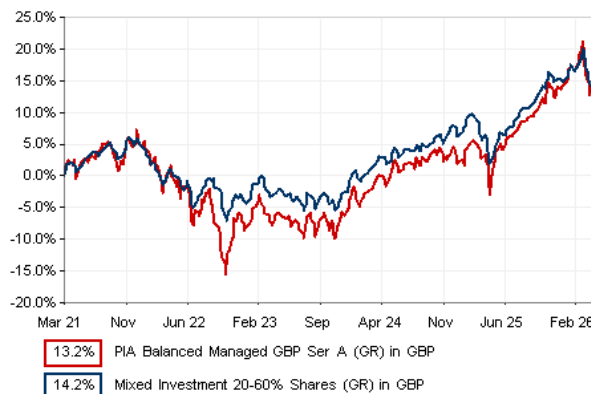
Annual Management Charge (AMC)	1.75%
Further Costs	0.03%
Yearly Total	1.78%

Aims

Objective: The fund aims to maximise long-term growth (the combination of income and growth of capital).

Fund Investments: The fund will invest in a portfolio of international equity funds, international (including UK) fixed income funds and cash. The fund is denominated in sterling.

Performance



Discrete performance - to last month end

	31/03/21 to 31/03/22	31/03/22 to 31/03/23	31/03/23 to 31/03/24	31/03/24 to 31/03/25	31/03/25 to 31/03/26
Fund	1.2%	-7.4%	7.3%	1.8%	10.6%
Sector	1.3%	-4.2%	6.3%	2.4%	8.1%
Rank	135/244	202/247	90/259	157/263	44/272
Quartile	3	4	2	3	1

Annualised performance

	Annualised		
	3 Years to 31/03/26	5 Years to 31/03/26	10 Years to 31/03/26
Fund	6.5%	2.5%	4.2%
Sector	5.6%	2.7%	3.8%
Rank	69/259	123/244	61/172
Quartile	2	3	2

Fund Managers



Name: Life Investment Office
 Manager for: 31 years, 9 months

Ratings

FE Crown



Important Information

- Because of changes in exchange rates the value of your investment, as well as any money you take from it, can go down as well as up.
- Some funds may invest in 'underlying' funds or other investment vehicles. The performance of our fund, compared to what it's invested in won't be exactly the same. That can be due to additional charges, cash management (needed to help people to enter and leave our fund when they want), tax and the timing of investments (this is known as a fund's dealing cycle, it varies between managers and can be several days).
- Source of portfolio data: Broadridge. Source of performance data: FE fundinfo. We can't predict the future. Past performance isn't a guide to future performance. The figures shown are intended only to demonstrate performance history of the fund, after allowing for the impact of fund charges and further costs, but take no account of product charges, or any Annual Management Charge paid for by the deduction of units. Charges and further costs may vary in the future and may be higher than they are now. Fund performance is based upon the movement of the daily price and is shown as total return in the fund's currency of denomination with gross income reinvested. The value of your client's investment can go down as well as up and the amount your client gets back may be less than they put in.
- This factsheet is for investment professionals and is for information purposes only. Should you wish to present any of this content to your client, please refer to similar pages on pru.co.uk. You should refer to your client's policy documentation and supporting brochures for fund availability, investment strategy, any product information and charges. Every care has been taken in populating this output, however it must be appreciated that neither Broadridge, Prudential nor their sources guarantee the accuracy, adequacy or completeness of this information or make any warranties regarding results from its usage.

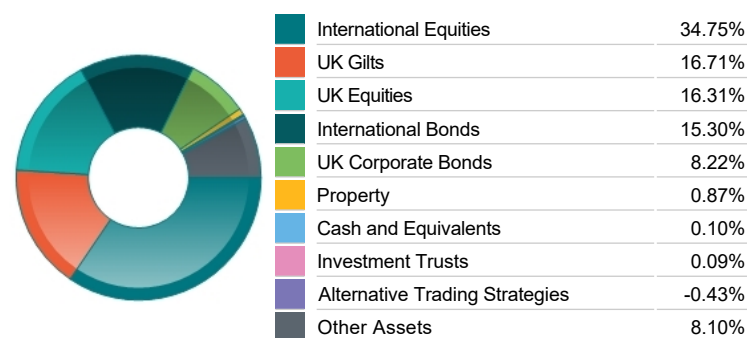
Top 10 Fund Holdings

Name	% Weight
1 M&G Sterling Investment Grade Corporate Bond Class Z2A	19.70%
2 PIA UK Equity Ser A	17.49%
3 M&G Gilt & Fixed Interest Income Class A GBP	15.59%
4 M&G (1) Asia Pacific (ex Japan) Equity Class GBPZ2A	8.52%
5 PIA European Equity Ser B	8.20%
6 M&G (Lux) Asian Bond Allocation Fund GBPZ3A Ac	5.61%
7 M&G European Credit Investment Class A GBP Hedged	4.77%
8 M&G (ACS) Japan Equity Fund Z3A Acc	4.15%
9 M&G (ACS) BlackRock US Equity 2 Z3A GBP ACC	3.39%
10 M&G (1) BlackRock Emerging Markets Equity Class GBP Z2A	2.86%

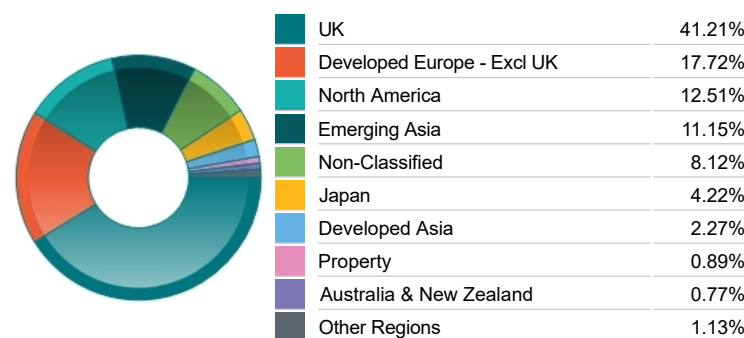
Top 10 Holdings

Name	% Weight
1 4% Treasury Gilt 2029	3.25%
2 4¾% Treasury Gilt 2043	2.56%
3 3¾% Treasury Gilt 2038	2.06%
4 4¼% Treasury Gilt 2027	1.99%
5 1¼% Treasury Gilt 2051	1.88%
6 ½% Treasury Gilt 2029	1.49%
7 TAIWAN SEMICONDUCTOR MANUFACTURING COMPANY LIMITED	1.10%
8 5¼% Treasury Gilt 2041	0.88%
9 ASTRAZENECA	0.81%
10 SAMSUNG ELECTRONICS CO. LTD	0.77%

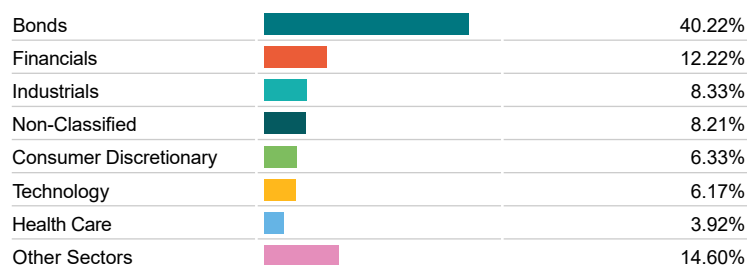
Asset Allocation



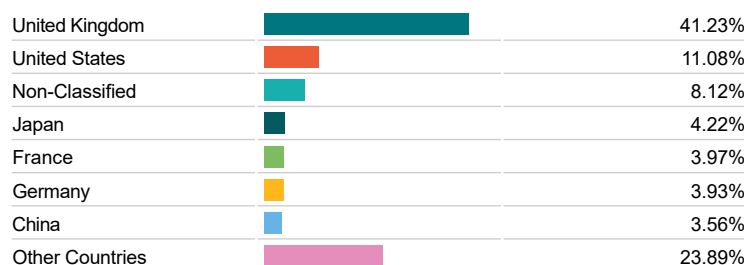
Regional Allocation



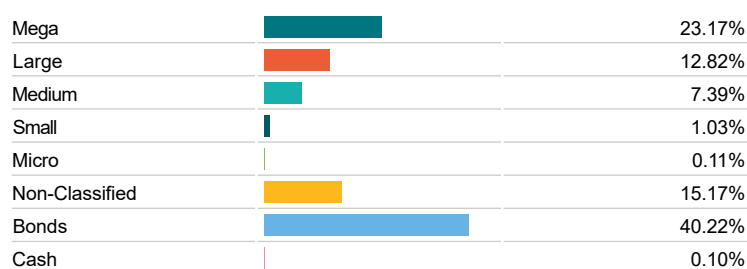
Sector Breakdown



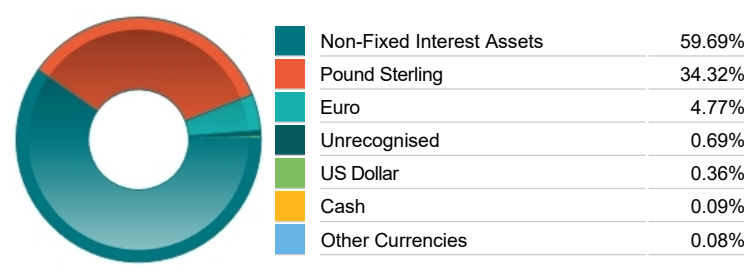
Top Country Breakdown



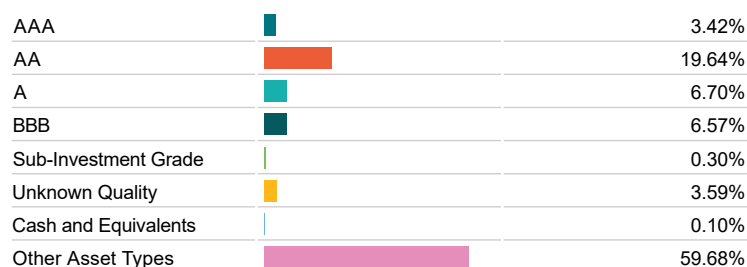
Breakdown By Market Cap (%)



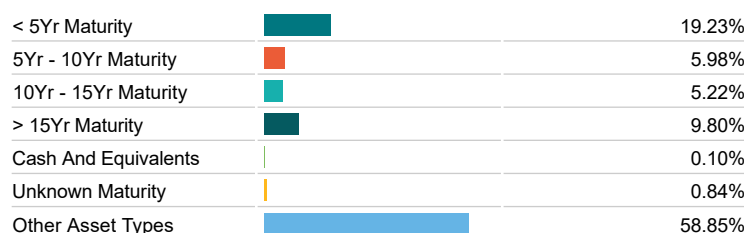
Fixed Interest Currencies



Fixed Interest Quality Profile



Fixed Interest Maturity Profile



Important Information

- Because of changes in exchange rates the value of your investment, as well as any money you take from it, can go down as well as up.
- The Industry Classification Benchmark is a product of FTSE International Limited and has been licensed for use.

Commentary

Not currently available.

Important Information

- The registered office of Prudential International is in Ireland at Fitzwilliam Court, Leeson CI, Dublin 2, D02 TC95. Prudential International is a marketing name of Prudential International Assurance plc, a life assurance company operating from Ireland. Registration No. 209956. Prudential International Assurance plc is authorised and regulated by the Central Bank of Ireland and in the context of its UK regulated activities only, is authorised by the Prudential Regulation Authority and subject to regulation by the Financial Conduct Authority and limited regulation by the Prudential Regulation Authority. Details about the extent of our regulation by the Prudential Regulation Authority are available from us on request. Prudential International is part of the same corporate group as The Prudential Assurance Company Limited. Both The Prudential Assurance Company Limited and Prudential International are direct and indirect subsidiaries respectively of M&G plc, a company incorporated in the United Kingdom. The Prudential Assurance Company Limited is not affiliated in any manner with Prudential Financial, Inc, a company whose principal place of business is in the United States of America or Prudential plc, an international group incorporated in the United Kingdom.