

**Benchmark**

Benchmark	IA Mixed Investment 20-60% shares
Benchmark Category	Comparator
IA Sector	Volatility Managed

**Identification Codes**

Sedol Code	B545FC2
Mex Code	PUPRPO
Isin Code	GB00B545FC27
Citi Code	I4R1

**Fund Overview**

Mid (02/04/2026)	161.36p
Historic yield	1.70%
Fund size (31/03/2026)	£264.33m
Number of holdings	9637
Ongoing Charges	0.85%
Launch date	22/01/2010

**Fund Charges**

Entry Charge	0.00%
Ongoing Charges	0.85%

**Fund Background**

Valuation frequency	Daily
Valuation point	12:00
Fund type	OEIC
Launch price	£1.00
Fund currency	Pound Sterling
Fund domicile	United Kingdom
ISA allowable	Yes
SIPP allowable	Yes

**Dealing**

Minimum Investment	£500
Minimum Top Up	£250
Minimum Regular Saving	£50
Settlement Period: Buy	4 days
Settlement Period: Sell	4 days
Pricing Basis	Forward
Dealing Decimals	2

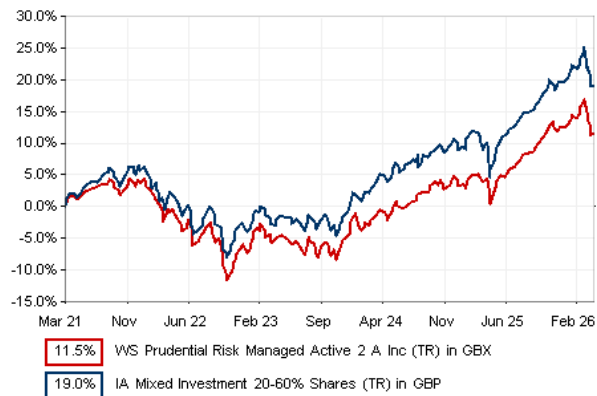
**Distribution Dates**

Ex dividend date(s)	Income payment date(s)
01 November	31 December

**Aims**

The Sub-fund aims to achieve long-term (in excess of 5 years) total return (the combination of income and growth of capital) by investing in a mix of assets from around the world and aims to limit the average volatility per annum over rolling 5 year periods to 10%. There is no guarantee the objective will be achieved over any time period and the actual volatility, at any time, may be higher or lower than 10%. Capital invested is at risk. There is no guarantee that the volatility target will be met and at any time the actual volatility may be higher or lower than the long-term target.

**Performance**



**Discrete performance - to last month end**

	31/03/21 to 31/03/22	31/03/22 to 31/03/23	31/03/23 to 31/03/24	31/03/24 to 31/03/25	31/03/25 to 31/03/26
Fund	-0.2%	-4.8%	4.6%	4.7%	7.2%
Benchmark	2.7%	-4.8%	7.7%	3.7%	8.9%

**Annualised performance**

	Annualised		
	3 Years to 31/03/26	5 Years to 31/03/26	10 Years to 31/03/26
Fund	5.5%	2.2%	3.6%
Benchmark	6.7%	3.5%	4.5%

**Fund Managers**



Name: Life Investment Office  
 Manager for: 9 years, 4 months

**Ratings**

FE Crown



**Group Details**

Group name	Waystone Management (UK) Limited
Group address	PO Box 389, DARLINGTON, DL1 9UF
Group telephone	0345 9220044
Dealing telephone	0344 3358936
Email	wtas-investorservices@waystone.com
Homepage	www.waystone.com
Fax number	0113 2246001

**Important Information**

- Source of portfolio data: Broadridge. Source of performance data: FE fundinfo. We can't predict the future. Past performance isn't a guide to future performance. The figures shown are intended only to demonstrate performance history of the fund, after allowing for the impact of ongoing charges, but take no account of product charges. Ongoing charges may vary in the future and may be higher than they are now. Fund performance is based upon the movement of the daily price and is shown as total return in GBP with income reinvested. The value of your client's investment can go down as well as up and the amount your client gets back may be less than they put in.
- This factsheet is for investment professionals and is for information purposes only. Should you wish to present any of this content to your client, please refer to similar pages on pru.co.uk. You should refer to your client's policy documentation and supporting brochures for fund availability, investment strategy, any product information and charges. Every care has been taken in populating this output, however it must be appreciated that neither Broadridge, Prudential nor their sources guarantee the accuracy, adequacy or completeness of this information or make any warranties regarding results from its usage.

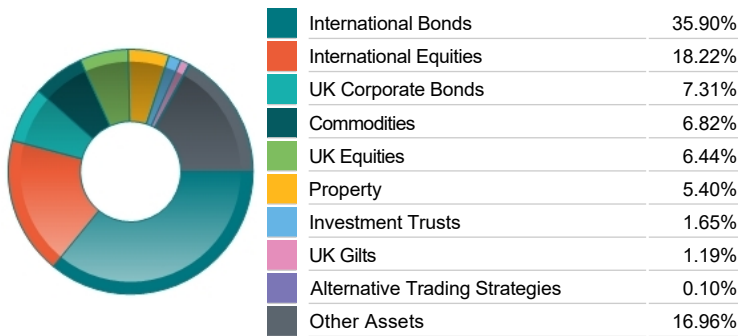
**Top 10 Fund Holdings**

Name	% Weight
1 M&G Sterling Investment Grade Corporate Bond Class Z2A	17.37%
2 M&G (Lux) Asian Local Currency Bond Class ZI	8.44%
3 M&G (LUX) FCP Sterling Liquidity Fund Z6A Acc	6.08%
4 M&G (1) US Corporate Bond Class Z2A GBP	5.64%
5 M&G (1) Asia Pacific (ex Japan) Equity Class GBPZ2A	4.02%
6 M&G UST BOND ACT ETF GBP	3.28%
7 Legal & General UK Property Fund C	2.89%
8 M&G (Lux) Asian Corporate Bond Class ZI-H A	2.84%
9 M&G (ACS) BlackRock UK 200 Equity Fund Z4A Acc	2.65%
10 M&G (1) US Short Duration Corporate Bond Class Z2A GBP	2.45%

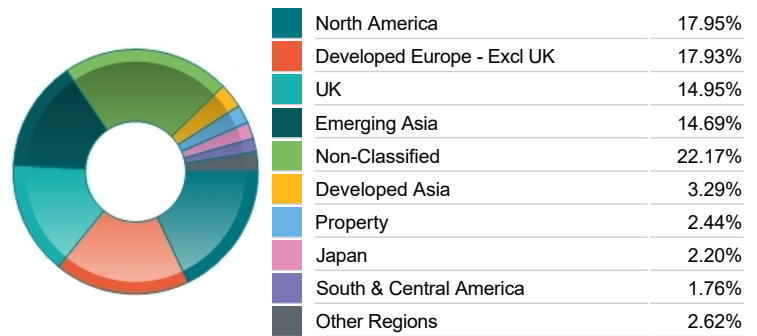
**Top 10 Holdings**

Name	% Weight
1 Legal & General UK Property Fund C	2.89%
2 M&G GBL HI YLD BOND GBP-A	1.50%
3 US 10YR NOTE (CBT)JUN26	1.46%
4 LONG GILT FUTURE Jun26	1.43%
5 GBP FWD ASSET 16 MAR 2026	1.21%
6 M&G EUROPEAN PROPERTY	0.76%
7 S&P500 EMINI FUT Jun26	0.74%
8 EURO STOXX 50 Jun26	0.49%
9 EUR FWD ASSET 16 MAR 2026	0.48%
10 TAIWAN SEMICONDUCTOR MANUFACTURING COMPANY LIMITED	0.48%

**Asset Allocation**



**Regional Allocation**



**Sector Breakdown**

Bonds	44.40%
Non-Classified	19.89%
Financials	6.88%
Commodities	6.82%
Industrials	3.92%
Technology	3.09%
Real Estate	2.85%
Other Sectors	12.15%

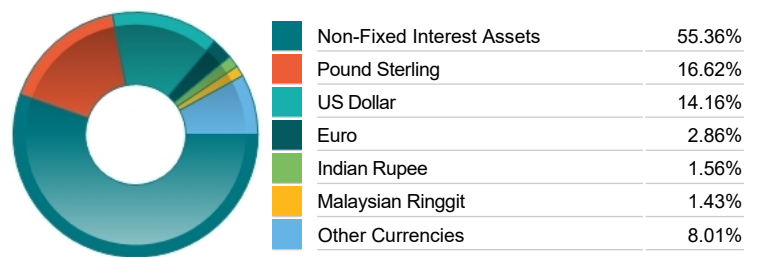
**Top Country Breakdown**

United Kingdom	17.83%
United States	16.63%
Non-Classified	19.28%
Ireland	7.38%
India	2.84%
South Korea	2.67%
France	2.57%
Other Countries	30.80%

**Breakdown By Market Cap (%)**

Mega	10.43%
Large	6.84%
Medium	4.69%
Small	0.93%
Micro	0.83%
Non-Classified	31.78%
Bonds	44.40%
Cash	0.08%

**Fixed Interest Currencies**



**Fixed Interest Quality Profile**

AAA	2.94%
AA	5.04%
A	8.44%
BBB	9.00%
Sub-Investment Grade	1.42%
Unknown Quality	17.56%
Cash and Equivalents	0.08%
Other Asset Types	55.51%

**Fixed Interest Maturity Profile**

< 5Yr Maturity	20.53%
5Yr - 10Yr Maturity	11.17%
10Yr - 15Yr Maturity	3.81%
> 15Yr Maturity	8.89%
Cash And Equivalents	0.08%
Unknown Maturity	12.96%
Other Asset Types	42.55%

**Important Information**

- The Industry Classification Benchmark is a product of FTSE International Limited and has been licensed for use.
- "Prudential" is a trading name of The Prudential Assurance Company Limited, which is registered in England and Wales. Registered office at 10 Fenchurch Avenue, London EC3M 5AG. Registered number 15454. Authorised by the Prudential Regulation Authority and regulated by the Financial Conduct Authority and the Prudential Regulation Authority.

## Commentary

### February 2026 Investment Summary

A positive month for the Active range with returns ranging from 2.37% (Active 1) to 4.22% (Active 5).

\*P Acc share class with data sourced from FE analytics as at 28 February 2026.

February brought sustained market volatility, but delivered solid portfolio returns.

Equity markets diverged as global policy shifts reshaped sentiment. The voiding of 2025 US duties, triggered President Trump to announce a new 10-15% global tariff for 150 days in response, pressuring emerging markets and putting existing tariff deals under threat. High-end manufacturing hubs such as South Korea and Taiwan remained focal, though the broader sector struggled as the AI-driven rally met valuation headwinds and disruption narratives. The FTSE 100 significantly outperformed, gaining +7.0% and surpassing 10,900, while the Stoxx 600 rose +3.9%, led by defensives. In contrast, the S&P 500 fell -0.8% and the Nasdaq dropped -3.3%, reflecting investor rotation away from various parts of disrupted technology, like software while investors exhibited some profit taking on AI and MAG 7 stocks, given stretched valuations and announcements CAPEX that were larger than anticipated.

In the US, the Supreme Court's ruling against last year's reciprocal tariffs prompted the administration to deploy a revised 10% global tariff with an ambition to move to 15%. Effective tariff levels remain broadly unchanged from 2025. The EU and UK are actively weighing responses.

US monetary policy turned more hawkish, with FOMC minutes revealing divisions over potential cuts versus hikes. Inflation eased to 2.4% (from 2.7%), yet Treasury yields stayed anchored as markets continued to price in 2 rate cuts by the Fed this year.

The Bank of England held rates at 3.75% by a narrow 5-4 vote, balancing easing inflation (3.0%, down from 3.4%) against deteriorating labour conditions with unemployment at 5.2%, its highest since early 2021.

Geopolitical risk escalated late in the month, as US-Iran relations deteriorated sharply. After nuclear talks failed to progress, the US and Israel launched coordinated strikes on Iranian military and nuclear-linked sites on 28 February. Iran retaliated with missile and drone attacks across Israel and several Gulf states, leading to regional airspace closures and elevated defence readiness. Investors have reacted by repositioning out of winning trades year-to-date and adding to laggards, while bond yields have risen sharply to levels seen at the start of the year, as the inflationary impact from higher oil prices could limit central banks' abilities to cut interest rates. Markets remain attentive to evolving economic data, with volatility centred around key macro announcements, while geopolitical risks have grown. Diverging inflation paths and uneven growth are driving asymmetric central bank policies, while fiscal dynamics and liquidity conditions add complexity. This backdrop sets the stage for greater dispersion across assets and regions in the months ahead.

### WS Prudential Risk Managed Active - Tactical asset allocation activity

Following a sharp sell-off in some equity markets, we increased our equity overweight to 2.75%; adding to our Asian equity position and initiating a position in Japan. Our basket is now made up of US, Asia, Europe, Japan and GEM. We hold overweight positions in US Treasuries and UK Gilts with underweights in US and European Corporate bonds.

## Important Information

- "Prudential" is a trading name of The Prudential Assurance Company Limited, which is registered in England and Wales. Registered office at 10 Fenchurch Avenue, London EC3M 5AG. Registered number 15454. Authorised by the Prudential Regulation Authority and regulated by the Financial Conduct Authority and the Prudential Regulation Authority.