

Benchmark

Benchmark	None
Benchmark Category	-
IA Sector	Volatility Managed

Identification Codes

Sedol Code	BK5Z9D5
Mex Code	BMAAFV
Isin Code	GB00BK5Z9D52
Citi Code	QLEI

Fund Overview

Mid (02/04/2026)	55.90p
Historic yield	2.20%
Fund size (31/07/2024)	£30.61m
Number of holdings	3715
Ongoing Charges	0.29%
Launch date	07/10/2019

Fund Charges

Entry Charge	0.00%
Ongoing Charges	0.29%

Fund Background

Valuation frequency	Daily
Valuation point	12:00
Fund type	OEIC
Launch price	£0.50
Fund currency	Pound Sterling
Fund domicile	United Kingdom
ISA allowable	Yes
SIPP allowable	Yes

Dealing

Minimum Investment	-
Minimum Top Up	-
Minimum Regular Saving	-
Settlement Period: Buy	4 days
Settlement Period: Sell	4 days
Pricing Basis	Forward
Dealing Decimals	2

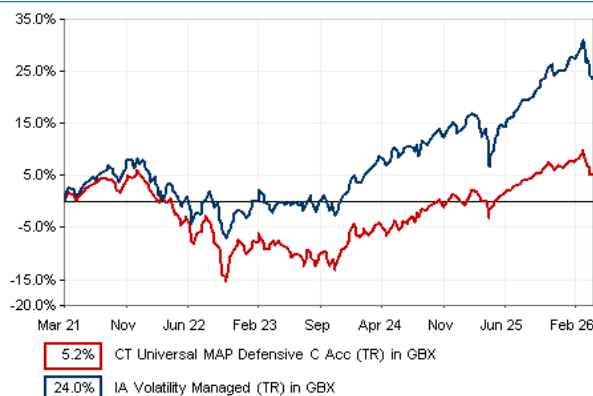
Distribution Dates

Ex dividend date(s)	Income payment date(s)
01 January	28 February

Aims

The Fund seeks to provide growth, combining capital and income, over the long term (at least 5 years) consistent with a defensive volatility level over the same period.

Performance



Discrete performance - to last month end

	31/03/21 to 31/03/22	31/03/22 to 31/03/23	31/03/23 to 31/03/24	31/03/24 to 31/03/25	31/03/25 to 31/03/26
Fund	0.2%	-8.4%	4.6%	4.2%	5.3%
Sector	4.0%	-4.6%	9.6%	3.5%	10.1%
Rank	158/186	182/189	195/205	69/208	197/213
Quartile	4	4	4	2	4

Annualised performance

	Annualised		
	3 Years to 31/03/26	5 Years to 31/03/26	10 Years to 31/03/26
Fund	4.7%	1.0%	n/a
Sector	7.7%	4.4%	5.5%
Rank	190/205	179/186	n/a
Quartile	4	4	n/a

Fund Managers



Name: Paul Niven
Manager for: 6 years, 5 months

Ratings

FE Crown



Group Details

Group name	Columbia Threadneedle (UK) ICVC
Group address	Cannon Place 78 Cannon Street London EC4N 6AG
Group telephone	0845 799 2299
Dealing telephone	-
Email	-
Homepage	www.columbiathreadneedle.com
Fax number	-

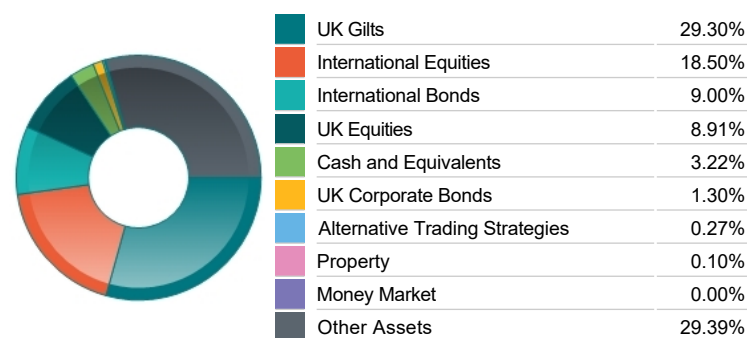
Important Information

- Source of portfolio data: Broadridge. Source of performance data: FE fundinfo. We can't predict the future. Past performance isn't a guide to future performance. The figures shown are intended only to demonstrate performance history of the fund, after allowing for the impact of ongoing charges, but take no account of product charges. Ongoing charges may vary in the future and may be higher than they are now. Fund performance is based upon the movement of the daily price and is shown as total return in GBP with income reinvested. The value of your client's investment can go down as well as up and the amount your client gets back may be less than they put in.
- This factsheet is for investment professionals and is for information purposes only. Should you wish to present any of this content to your client, please refer to similar pages on pru.co.uk. You should refer to your client's policy documentation and supporting brochures for fund availability, investment strategy, any product information and charges. Every care has been taken in populating this output, however it must be appreciated that neither Broadridge, Prudential nor their sources guarantee the accuracy, adequacy or completeness of this information or make any warranties regarding results from its usage.

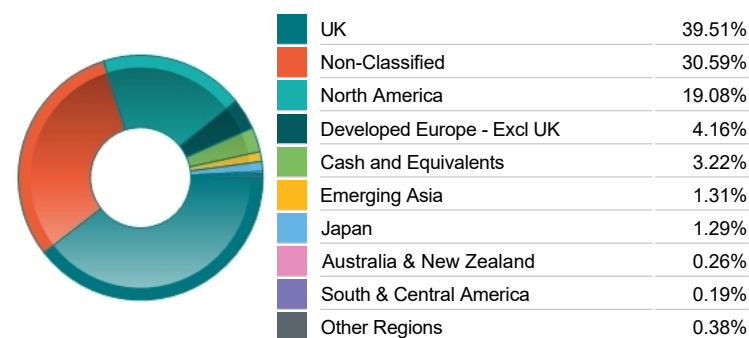
Top 10 Holdings

Name	% Weight	Sector	Country
1 1½% Green Gilt 2053	4.72%	Bonds	United Kingdom
2 4% Treasury Gilt 2063	4.51%	Bonds	United Kingdom
3 3½% Treasury Gilt 2025	3.01%	Bonds	United Kingdom
4 4½% Treasury Gilt 2027	0.86%	Bonds	United Kingdom
5 APPLE	0.69%	Technology Hardware & Equipment	United States
6 4¼% Treasury Gilt 2030	0.66%	Bonds	United Kingdom
7 4 1/2 Treasury 2034	0.65%	Bonds	United Kingdom
8 4¼% Treasury Gilt 2027	0.62%	Bonds	United Kingdom
9 4¼% Treasury Stock 2038	0.60%	Bonds	United Kingdom
10 NVIDIA CORP	0.60%	Technology Hardware & Equipment	United States

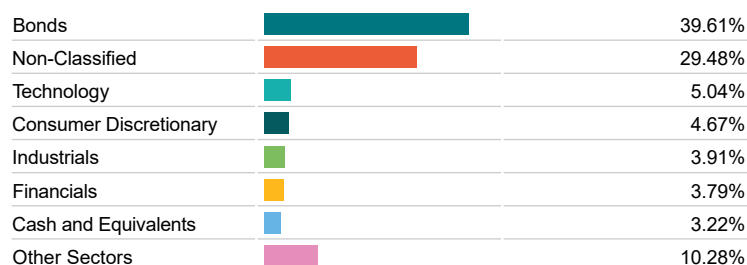
Asset Allocation



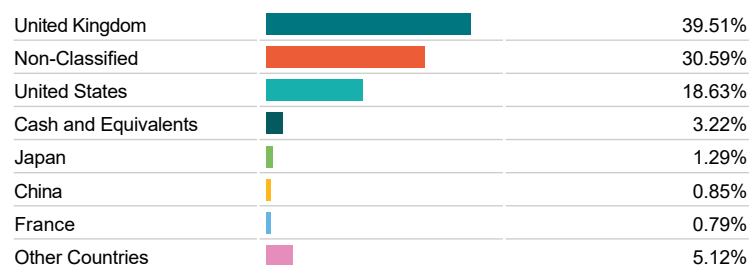
Regional Allocation



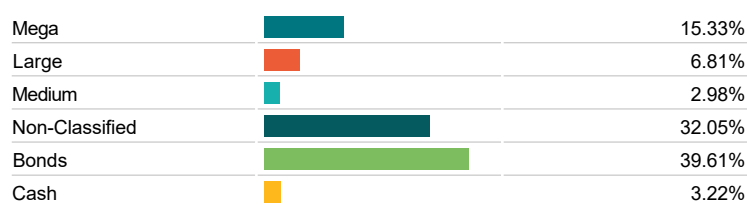
Equity Sector Breakdown



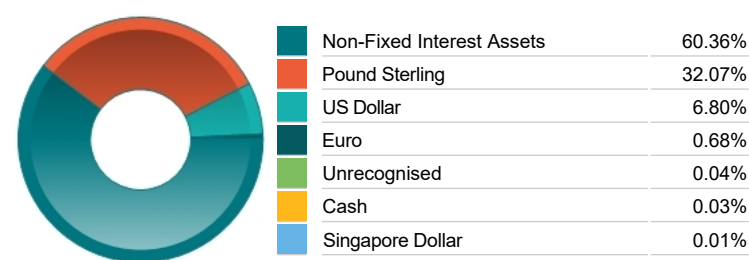
Top Country Breakdown



Breakdown By Market Cap (%)



Fixed Interest Currencies



Important Information

- The Industry Classification Benchmark is a product of FTSE International Limited and has been licensed for use.
- "Prudential" is a trading name of The Prudential Assurance Company Limited, which is registered in England and Wales. Registered office at 10 Fenchurch Avenue, London EC3M 5AG. Registered number 15454. Authorised by the Prudential Regulation Authority and regulated by the Financial Conduct Authority and the Prudential Regulation Authority.