

**Benchmark**

Benchmark	5% DJ - UBS Commodity Index TR, 25% GBP 1 W Libid, 50% BofA ML Sterling Large Cap, 10.0% MSCI AC World Index, 5% FTSE All Share, 5% FTSE EPRA/NAREIT Global
Benchmark Category	-
IA Sector	Mixed Investment 0-35% Shares

**Identification Codes**

Sedol Code	B8YQD22
Mex Code	-
Isin Code	GB00B8YQD220
Citi Code	ODT9

**Fund Overview**

Mid (07/04/2026)	153.90p
Distribution yield	-
Underlying yield	-
Fund size (31/01/2026)	£116.57m
Number of holdings	14735
Ongoing Charges	0.20%
Launch date	01/03/2013

**Fund Charges**

Entry Charge	0.00%
Ongoing Charges	0.20%

**Fund Background**

Valuation frequency	Daily
Valuation point	12:00
Fund type	OEIC
Launch price	£1.00
Fund currency	Pound Sterling
Fund domicile	United Kingdom
ISA allowable	Yes
SIPP allowable	Yes

**Dealing**

Minimum Investment	£1000
Minimum Top Up	£250
Minimum Regular Saving	-
Settlement Period: Buy	3 days
Settlement Period: Sell	3 days
Pricing Basis	Forward
Dealing Decimals	2

**Distribution Dates**

Ex dividend date(s)	Income payment date(s)
01 November	31 December

**Aims**

The Investment Manager will actively select investments for the fund. As part of the investment process, the Investment Manager aims to maintain a fixed allocation of 80% in lower-risk assets (such as debt instruments including global government bonds, global corporate bonds and cash) and 20% higher-risk assets (including global equities, global emerging market equities, global smaller companies and global property securities). This allocation, as well as the breakdown of higher-risk and lower-risk assets, may change according to prevailing market conditions and the efficient management of the portfolio, and will be periodically rebalanced back to its target 80/20 allocation. As part of the Fund's asset allocation process, the Investment Manager will aim to maintain an underlying static asset allocation that is designed in-house and based on proprietary capital market assumptions using quantitative research. For the 80% lower-risk assets, the Fund will aim to maintain an allocation of at least 40% in government bonds and over 25% in corporate bonds. For the 20% higher-risk assets, the Fund will aim to maintain an allocation of at least 10% in global equities with the remainder spread across assets including global real estate investment trusts, global small cap and emerging market equities. The Investment Manager rebalances the strategy regularly back to these static asset allocations and has discretion over when to do so. However, the Portfolio Manager does not take relative positions 'overweight' or 'underweight' versus this static mix. The Fund does not aim to outperform this static asset allocation. The Fund is managed without reference to a benchmark.

**Performance**




**Discrete performance - to last month end**

	31/03/21 to 31/03/22	31/03/22 to 31/03/23	31/03/23 to 31/03/24	31/03/24 to 31/03/25	31/03/25 to 31/03/26
Fund	-1.2%	-6.5%	6.2%	3.7%	5.8%
Sector	-0.2%	-5.9%	5.9%	3.3%	6.4%
Rank	44/54	38/57	33/60	27/63	43/65
Quartile	4	3	3	2	3

**Annualised performance**

	Annualised		
	3 Years to 31/03/26	5 Years to 31/03/26	10 Years to 31/03/26
Fund	5.2%	1.5%	2.8%
Sector	5.2%	1.8%	2.9%
Rank	35/60	39/54	22/36
Quartile	3	3	3

**Fund Managers**



Name: Sarah Jane Cawthray      Chris Forgan  
 Manager for: 5 years, 3 months      8 years, 6 months

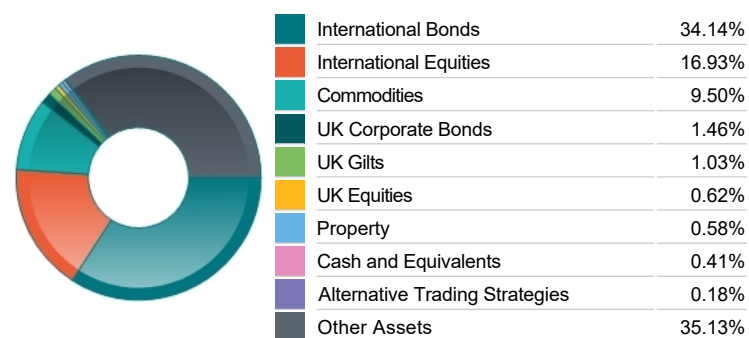
**Group Details**

Group name	Fidelity International (Onshore)
Group address	Oakhill House 130 Tonbridge Road Hildenborough Kent TN11 9DZ
Group telephone	0800 41 41 81
Dealing telephone	0800 41 41 81
Email	brokerline@uk.fid-intl.com
Homepage	www.fidelity.co.uk
Fax number	0800 783 9646

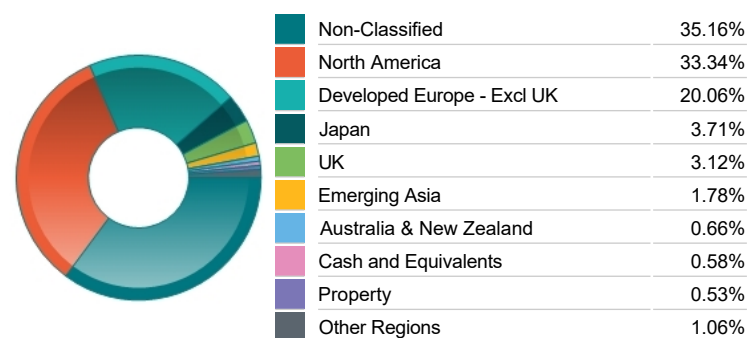
Top 10 Holdings

Name	% Weight	Sector	Country
1 NVIDIA CORPORATION	0.75%	Technology Hardware & Equipment	United States
2 APPLE	0.61%	Technology Hardware & Equipment	United States
3 MICROSOFT CORPORATION	0.49%	Software & Computer Services	United States
4 AMAZON.COM	0.37%	Retailers	United States
5 ALPHABET	0.31%	Software & Computer Services	United States
6 ALPHABET	0.26%	Software & Computer Services	United States
7 TAIWAN SEMICONDUCTOR MANUFACTURING COMPANY LIMITED	0.26%	Technology Hardware & Equipment	Taiwan
8 META PLATFORMS	0.26%	Software & Computer Services	United States
9 BROADCOM	0.24%	Technology Hardware & Equipment	United States
10 TESLA	0.19%	Automobiles & Parts	United States

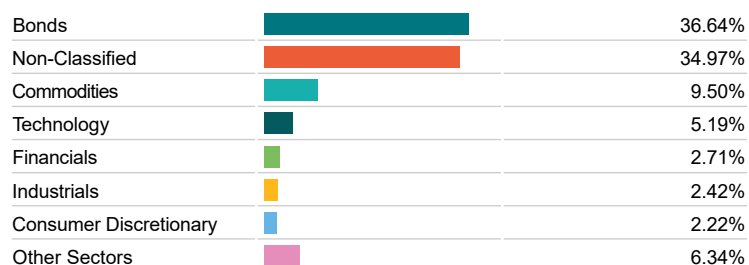
Asset Allocation



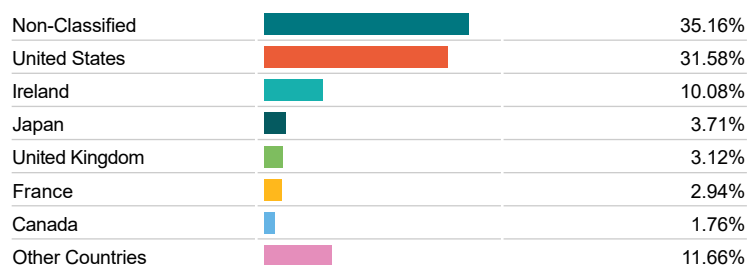
Regional Allocation



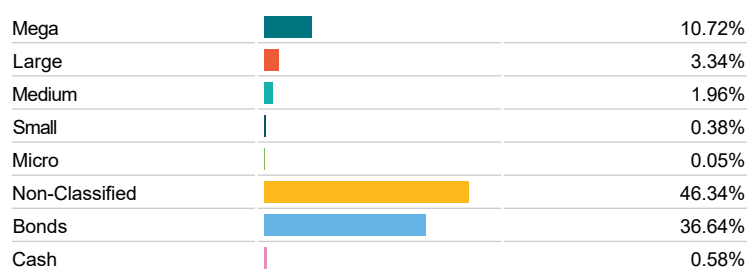
Bond Sector Breakdown



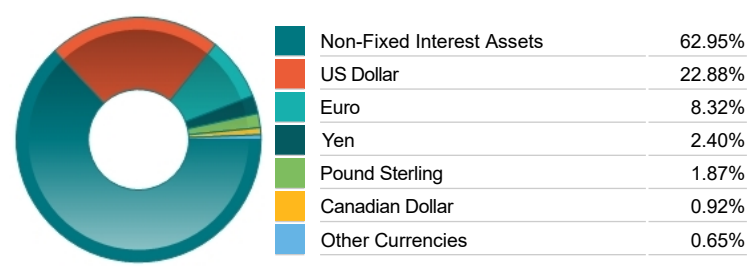
Top Country Breakdown



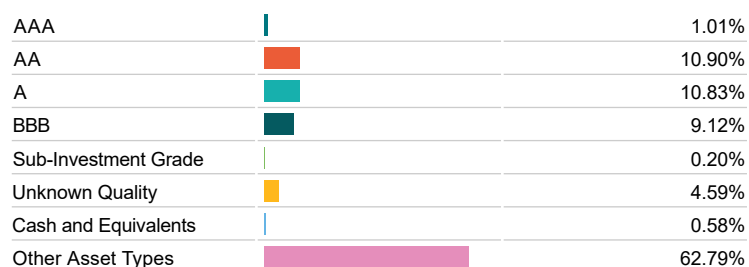
Breakdown By Market Cap (%)



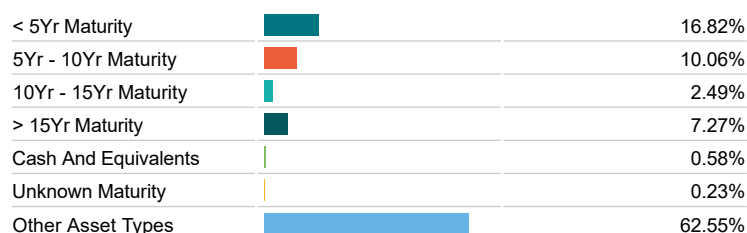
Fixed Interest Currencies



Fixed Interest Quality Profile



Fixed Interest Maturity Profile



Important Information

- The Industry Classification Benchmark is a product of FTSE International Limited and has been licensed for use.
- "Prudential" is a trading name of The Prudential Assurance Company Limited, which is registered in England and Wales. Registered office at 10 Fenchurch Avenue, London EC3M 5AG. Registered number 15454. Authorised by the Prudential Regulation Authority and regulated by the Financial Conduct Authority and the Prudential Regulation Authority.