

**Benchmark**

Benchmark	Topix 150
ABI Sector	Japan Equities

**Identification Codes**

Sedol Code	3220786
Mex Code	VNJ5
Isin Code	GB0032207861
Citi Code	P130

**Fund Overview**

Bid (02/04/2026)	378.80
Offer	n/a
Fund size (28/02/2026)	£9.68m
Number of holdings	116
Launch date	17/05/2002

**Fund Charges**

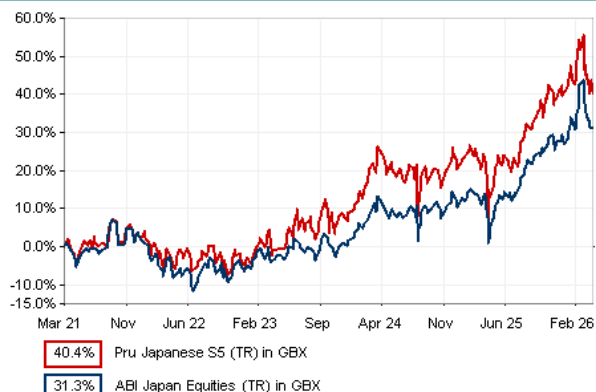
Annual Management Charge (AMC)	1.55%
Further Costs	0.04%
<b>Yearly Total</b>	<b>1.59%</b>

**Aims**

Objective: The investment strategy of the fund is to purchase units in the M&G (ACS) Japan Equity fund - the underlying fund.

Underlying Fund Objective: The fund aims to provide a higher total return (capital growth plus income), net of the Ongoing Charge Figure, than the S&P/Topix 150 Index over any three-year period.

**Performance**




**Discrete performance - to last month end**

	31/03/21 to 31/03/22	31/03/22 to 31/03/23	31/03/23 to 31/03/24	31/03/24 to 31/03/25	31/03/25 to 31/03/26
Fund	0.2%	-0.3%	25.0%	-4.6%	17.8%
Sector	-2.9%	-0.1%	16.2%	-1.6%	18.4%
Rank	11/83	45/83	4/83	77/83	49/83
Quartile	1	3	1	4	3

**Annualised performance**

	Annualised		
	3 Years to 31/03/26	5 Years to 31/03/26	10 Years to 31/03/26
Fund	12.0%	7.0%	7.7%
Sector	10.6%	5.6%	7.6%
Rank	18/83	21/83	39/82
Quartile	1	1	2

**Fund Managers**



Name: Carl Vine  
 Manager for: 4 years, 10 months

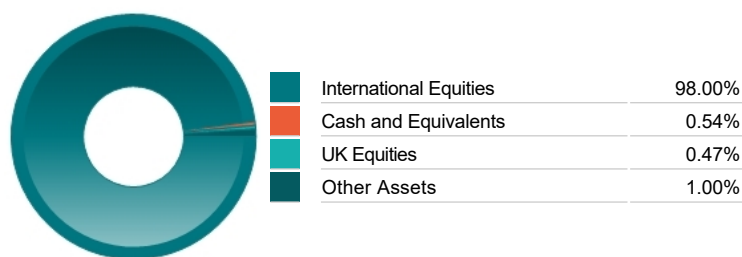
**Important Information**

- Because of changes in exchange rates the value of your investment, as well as any money you take from it, can go down as well as up.
- Some funds may invest in 'underlying' funds or other investment vehicles. The performance of our fund, compared to what it's invested in won't be exactly the same. That can be due to additional charges, cash management (needed to help people to enter and leave our fund when they want), tax and the timing of investments (this is known as a fund's dealing cycle, it varies between managers and can be several days).
- Source of portfolio data: Broadridge. Source of performance data: FE fundinfo. We can't predict the future. Past performance isn't a guide to future performance. The figures shown are intended only to demonstrate performance history of the fund, after allowing for the impact of fund charges and further costs, but take no account of product charges, or any Annual Management Charge paid for by the deduction of units. Charges and further costs may vary in the future and may be higher than they are now. Fund performance is based upon the movement of the daily price and is shown as total return in GBP with net income reinvested. The value of your client's investment can go down as well as up and the amount your client gets back may be less than they put in.
- This factsheet is for investment professionals and is for information purposes only. Should you wish to present any of this content to your client, please refer to similar pages on pru.co.uk. You should refer to your client's policy documentation and supporting brochures for fund availability, investment strategy, any product information and charges. Every care has been taken in populating this output, however it must be appreciated that neither Broadridge, Prudential nor their sources guarantee the accuracy, adequacy or completeness of this information or make any warranties regarding results from its usage.

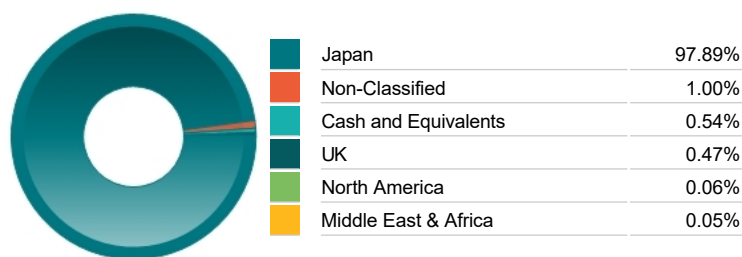
Top 10 Holdings

Name	% Weight	Sector	Country
1 TOYOTA MOTOR CORPORATION	6.30%	Automobiles & Parts	Japan
2 MITSUBISHI UFJ FINANCIAL GROUP	4.64%	Banks	Japan
3 MITSUI & CO.	4.32%	Industrial Support Services	Japan
4 HITACHI	3.39%	General Industrials	Japan
5 TOKYO ELECTRON LIMITED	2.54%	Technology Hardware & Equipment	Japan
6 MITSUBISHI ELECTRIC CORPORATION	2.54%	General Industrials	Japan
7 NTT	2.41%	Telecommunications Service Providers	Japan
8 ORIX CORPORATION	2.40%	Investment Banking & Brokerage Services	Japan
9 SONY CORP	2.37%	Leisure Goods	Japan
10 SUMITOMO ELECTRIC INDUSTRIES	2.34%	Automobiles & Parts	Japan

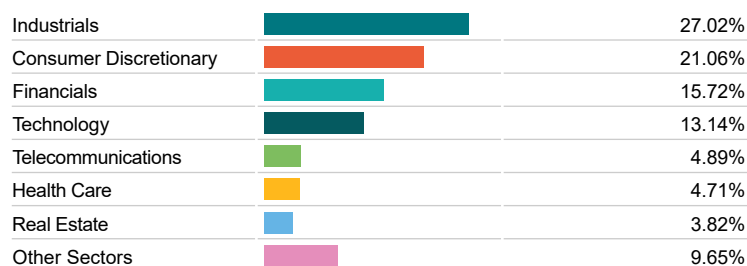
Asset Allocation



Regional Allocation



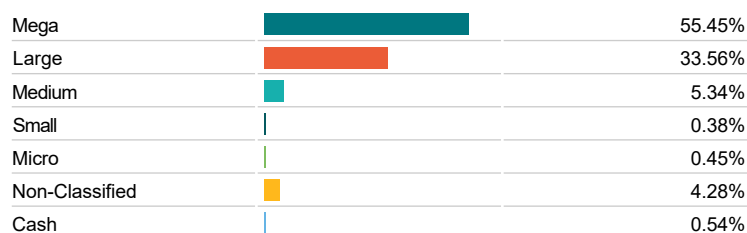
Equity Sector Breakdown



Top Country Breakdown



Breakdown By Market Cap (%)



Important Information

- Because of changes in exchange rates the value of your investment, as well as any money you take from it, can go down as well as up.
- The Industry Classification Benchmark is a product of FTSE International Limited and has been licensed for use.
- "Prudential" is a trading name of The Prudential Assurance Company Limited, which is registered in England and Wales. Registered office at 10 Fenchurch Avenue, London EC3M 5AG. Registered number 15454. Authorised by the Prudential Regulation Authority and regulated by the Financial Conduct Authority and the Prudential Regulation Authority.