

## Benchmark

Benchmark	FTSE Developed Europe Index
Benchmark Category	-
IA Sector	Europe Including UK

## Identification Codes

Sedol Code	B76VTL9
Mex Code	VIVANG
Isin Code	IE00B76VTL96
Citi Code	0GDR

## Fund Overview

Mid (06/04/2026)	£339.73
Historic yield	2.31%
Fund size (31/08/2025)	£664.25m
Number of holdings	405
Ongoing Charges	0.14%
Launch date	29/06/2010

## Fund Charges

Entry Charge	0.00%
Ongoing Charges	0.14%

## Fund Background

Valuation frequency	Daily
Valuation point	-
Fund type	OEIC
Launch price	€100.00
Fund currency	Pound Sterling
Fund domicile	Ireland
ISA allowable	Yes
SIPP allowable	Yes

## Dealing

Minimum Investment	£100000
Minimum Top Up	£0
Minimum Regular Saving	-
Settlement Period: Buy	2 days
Settlement Period: Sell	2 days
Pricing Basis	Forward
Dealing Decimals	-

## Aims

The Fund aims to provide long-term growth of capital by seeking to achieve the performance of the FTSE Developed Europe Index.

## Performance



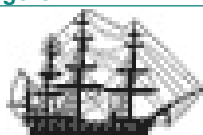
## Discrete performance - to last month end

	31/03/21 to 31/03/22	31/03/22 to 31/03/23	31/03/23 to 31/03/24	31/03/24 to 31/03/25	31/03/25 to 31/03/26
Fund	8.4%	7.6%	12.2%	3.3%	12.3%
Sector	7.1%	5.3%	11.3%	2.1%	12.7%
Rank	n/a	n/a	n/a	n/a	n/a
Quartile	n/a	n/a	n/a	n/a	n/a

## Annualised performance

	Annualised		
	3 Years to 31/03/26	5 Years to 31/03/26	10 Years to 31/03/26
Fund	9.2%	8.7%	9.0%
Sector	8.6%	7.6%	8.5%
Rank	n/a	n/a	n/a
Quartile	n/a	n/a	n/a

## Fund Managers



# Vanguard®

Name: Vanguard Equity Index Group  
Manager for: 15 years, 9 months

## Group Details

Group name	Vanguard Investments UK Limited
Group address	50 Cannon Street London EC4N 6JJ
Group telephone	0800 917 5508
Dealing telephone	-
Email	european_client_services@vanguard.co.uk
Homepage	www.vanguard.co.uk
Fax number	-

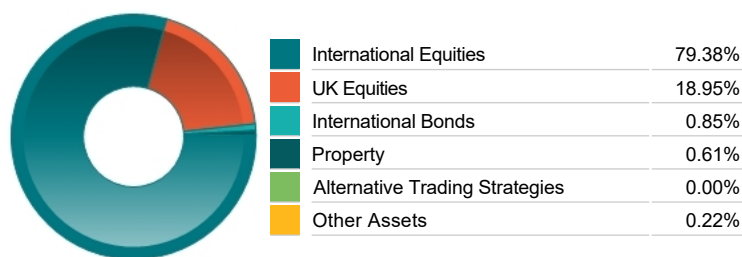
## Important Information

- Source of portfolio data: Broadridge. Source of performance data: FE fundinfo. We can't predict the future. Past performance isn't a guide to future performance. The figures shown are intended only to demonstrate performance history of the fund, after allowing for the impact of ongoing charges, but take no account of product charges. Ongoing charges may vary in the future and may be higher than they are now. Fund performance is based upon the movement of the daily price and is shown as total return in GBP with income reinvested. The value of your client's investment can go down as well as up and the amount your client gets back may be less than they put in.
- This factsheet is for investment professionals and is for information purposes only. Should you wish to present any of this content to your client, please refer to similar pages on pru.co.uk. You should refer to your client's policy documentation and supporting brochures for fund availability, investment strategy, any product information and charges. Every care has been taken in populating this output, however it must be appreciated that neither Broadridge, Prudential nor their sources guarantee the accuracy, adequacy or completeness of this information or make any warranties regarding results from its usage.

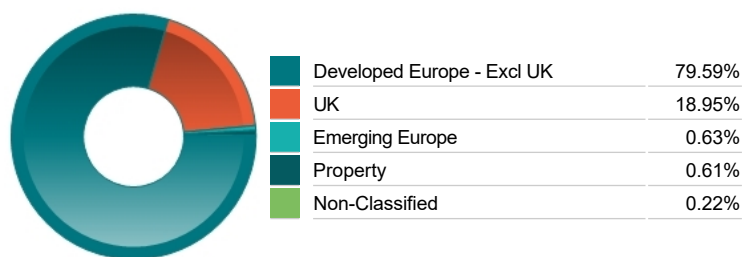
Top 10 Holdings

Name	% Weight	Sector	Country
1 ASML HOLDING N.V.	3.35%	Technology Hardware & Equipment	Netherlands
2 SAP SE	3.18%	Software & Computer Services	Germany
3 ASTRAZENECA	2.72%	Pharmaceuticals & Biotechnology	United Kingdom
4 NESTLE S.A.	2.72%	Food Producers	Switzerland
5 NOVARTIS AG	2.70%	Pharmaceuticals & Biotechnology	Switzerland
6 ROCHE HOLDING AG	2.61%	Pharmaceuticals & Biotechnology	Switzerland
7 NOVO NORDISK A/S	2.05%	Pharmaceuticals & Biotechnology	Denmark
8 ALLIANZ SE	1.86%	Non-life Insurance	Germany
9 UNILEVER	1.77%	Personal Care, Drug & Grocery Stores	United Kingdom
10 BANCO SANTANDER S.A.	1.65%	Banks	Spain

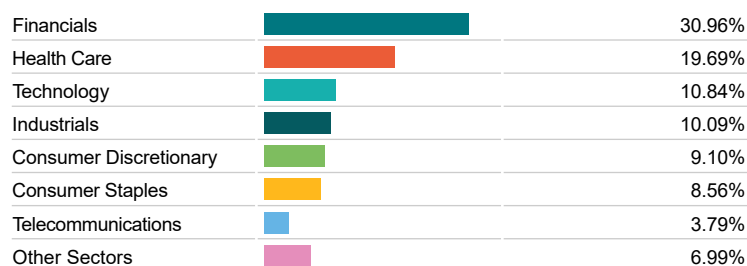
Asset Allocation



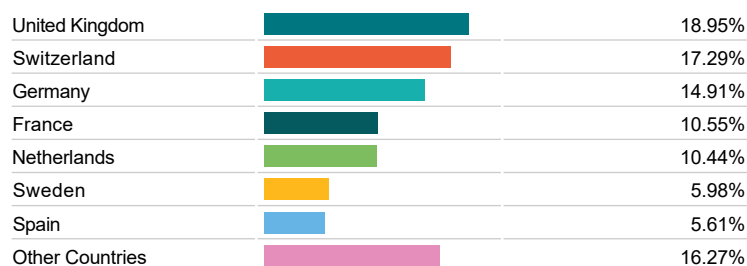
Regional Allocation



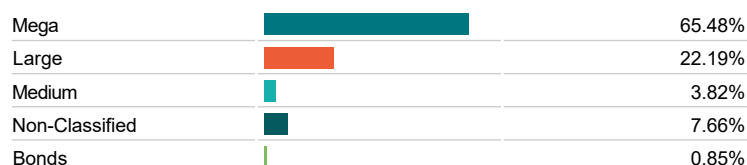
Equity Sector Breakdown



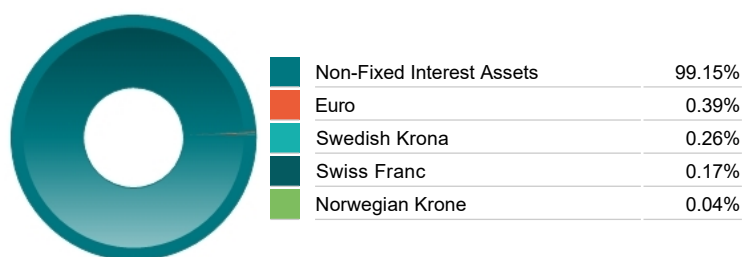
Top Country Breakdown



Breakdown By Market Cap (%)



Fixed Interest Currencies



Important Information

- The Industry Classification Benchmark is a product of FTSE International Limited and has been licensed for use.
- "Prudential" is a trading name of The Prudential Assurance Company Limited, which is registered in England and Wales. Registered office at 10 Fenchurch Avenue, London EC3M 5AG. Registered number 15454. Authorised by the Prudential Regulation Authority and regulated by the Financial Conduct Authority and the Prudential Regulation Authority.