

Benchmark

Benchmark	MSCI AC Asia ex- Japan Index
Benchmark Category	-
IA Sector	Asia Pacific Excluding Japan

Identification Codes

Sedol Code	B84Q8M7
Mex Code	-
Isin Code	GB00B84Q8M70
Citi Code	GMTT

Fund Overview

Mid (02/04/2026)	231.40p
Historic yield	0.84%
Fund size (31/01/2026)	£67.00m
Number of holdings	60
Ongoing Charges	0.90%
Launch date	28/01/2015

Fund Charges

Entry Charge	0.00%
Ongoing Charges	0.90%

Fund Background

Valuation frequency	Daily
Valuation point	12:00
Fund type	OEIC
Launch price	£1.00
Fund currency	Pound Sterling
Fund domicile	United Kingdom
ISA allowable	Yes
SIPP allowable	Yes

Dealing

Minimum Investment	£1000
Minimum Top Up	£250
Minimum Regular Saving	-
Settlement Period: Buy	3 days
Settlement Period: Sell	3 days
Pricing Basis	Forward
Dealing Decimals	2

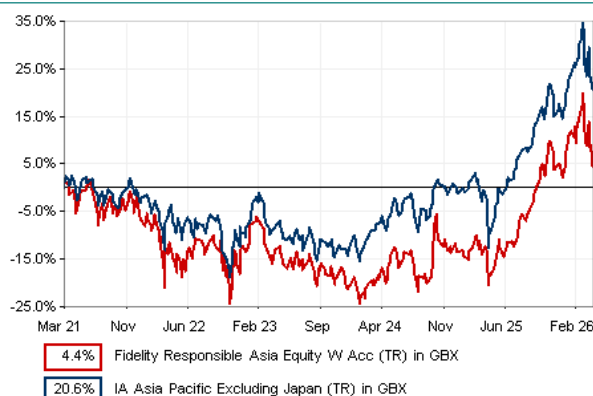
Distribution Dates

Ex dividend date(s)	Income payment date(s)
01 March	30 April

Aims

The fund aims to generate long-term capital growth investing principally in securities of companies having their head office or exercising predominant part of their activity in less developed countries of Asia that are considered as emerging markets accor

Performance



Discrete performance - to last month end

	31/03/21 to 31/03/22	31/03/22 to 31/03/23	31/03/23 to 31/03/24	31/03/24 to 31/03/25	31/03/25 to 31/03/26
Fund	-12.4%	-0.6%	-6.5%	4.9%	22.2%
Sector	-5.2%	-2.5%	0.3%	3.8%	25.3%
Rank	78/109	20/113	108/113	54/114	77/116
Quartile	3	1	4	2	3

Annualised performance

	Annualised		
	3 Years to 31/03/26	5 Years to 31/03/26	10 Years to 31/03/26
Fund	6.2%	0.9%	8.9%
Sector	9.3%	3.8%	9.0%
Rank	95/113	83/109	44/90
Quartile	4	4	2

Fund Managers



Name: Dhananjay Phadnis
 Manager for: 12 years, 5 months

Ratings

FE Crown



Group Details

Group name	Fidelity International (Onshore)
Group address	Oakhill House 130 Tonbridge Road Hildenborough Kent TN11 9DZ
Group telephone	0800 41 41 81
Dealing telephone	0800 41 41 81
Email	brokerline@uk.fid-intl.com
Homepage	www.fidelity.co.uk
Fax number	0800 783 9646


Important Information

- Source of portfolio data: Broadridge. Source of performance data: FE fundinfo. We can't predict the future. Past performance isn't a guide to future performance. The figures shown are intended only to demonstrate performance history of the fund, after allowing for the impact of ongoing charges, but take no account of product charges. Ongoing charges may vary in the future and may be higher than they are now. Fund performance is based upon the movement of the daily price and is shown as total return in GBP with income reinvested. The value of your client's investment can go down as well as up and the amount your client gets back may be less than they put in.
- This factsheet is for investment professionals and is for information purposes only. Should you wish to present any of this content to your client, please refer to similar pages on pru.co.uk. You should refer to your client's policy documentation and supporting brochures for fund availability, investment strategy, any product information and charges. Every care has been taken in populating this output, however it must be appreciated that neither Broadridge, Prudential nor their sources guarantee the accuracy, adequacy or completeness of this information or make any warranties regarding results from its usage.


Top 10 Holdings

Name	% Weight	Sector	Country
1 SAMSUNG ELECTRONICS CO. LTD	9.86%	Telecommunications Equipment	South Korea
2 TAIWAN SEMICONDUCTOR MANUFACTURING COMPANY LIMITED	9.79%	Technology Hardware & Equipment	Taiwan
3 TENCENT HOLDINGS LIMITED	7.57%	Software & Computer Services	China
4 AIA GROUP LIMITED	3.78%	Life Insurance	Hong Kong
5 ALIBABA GROUP HOLDING LIMITED	3.35%	Retailers	China
6 ICICI BANK LIMITED	2.91%	Banks	India
7 SK HYNIX	2.87%	Technology Hardware & Equipment	South Korea
8 ICICI BANK LIMITED	2.68%	Banks	India
9 DBS GROUP HOLDINGS LTD	2.59%	Banks	Singapore
10 BANGKOK DUSIT MEDICAL SERVICES PUBLIC CO.	2.05%	Health Care Providers	Thailand

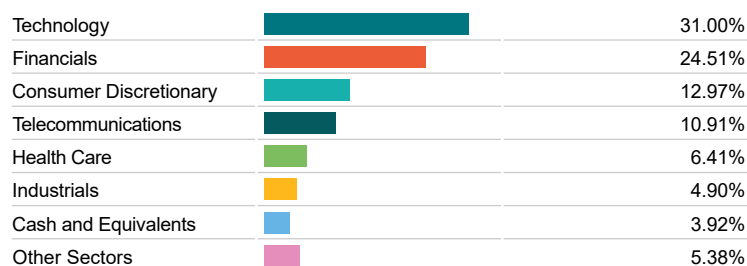
Asset Allocation



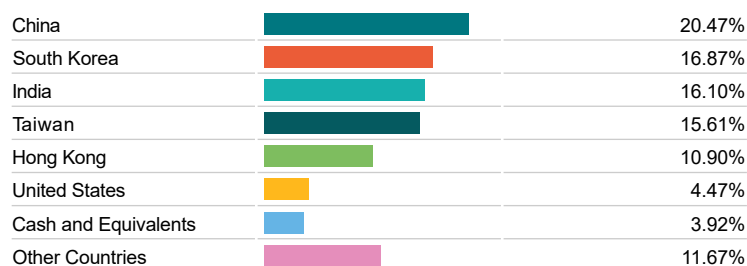
Regional Allocation



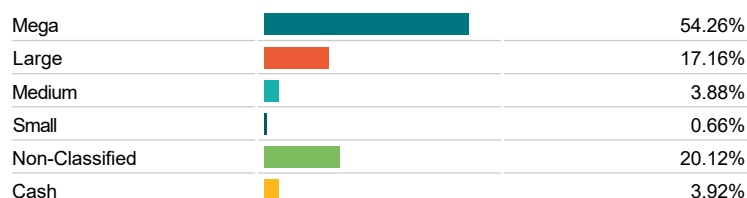
Equity Sector Breakdown



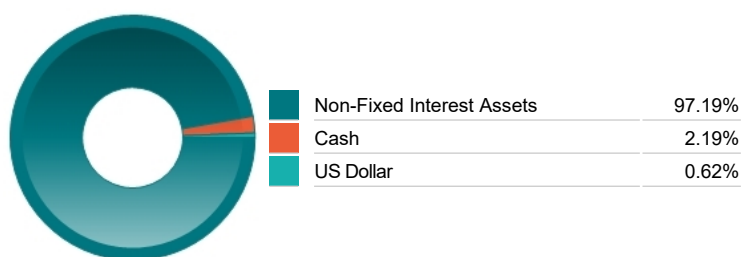
Top Country Breakdown



Breakdown By Market Cap (%)



Fixed Interest Currencies



Important Information

- The Industry Classification Benchmark is a product of FTSE International Limited and has been licensed for use.
- "Prudential" is a trading name of The Prudential Assurance Company Limited, which is registered in England and Wales. Registered office at 10 Fenchurch Avenue, London EC3M 5AG. Registered number 15454. Authorised by the Prudential Regulation Authority and regulated by the Financial Conduct Authority and the Prudential Regulation Authority.