

Benchmark

Benchmark	Composite
Benchmark Category	-
IA Sector	Flexible Investment

Identification Codes

Sedol Code	BMGRVZ0
Mex Code	-
Isin Code	GB00BMGRVZ03
Citi Code	VMMU

Fund Overview

Mid (02/04/2026)	170.71p
Historic yield	1.70%
Fund size (28/02/2026)	£895.25m
Number of holdings	3783
Ongoing Charges	0.73%
Launch date	-

Fund Charges

Entry Charge	0.00%
Ongoing Charges	0.73%

Fund Background

Valuation frequency	Daily
Valuation point	-
Fund type	OEIC
Launch price	-
Fund currency	Pound Sterling
Fund domicile	United Kingdom
ISA allowable	Yes
SIPP allowable	Yes

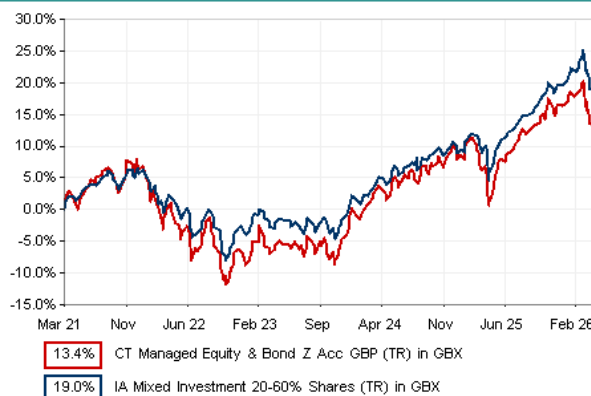
Dealing

Minimum Investment	-
Minimum Top Up	-
Minimum Regular Saving	-
Settlement Period: Buy	4 days
Settlement Period: Sell	4 days
Pricing Basis	Forward
Dealing Decimals	2

Aims

The Fund aims to provide a combination of long-term capital growth and income. It looks to outperform a composite index over rolling 3-year periods, after the deduction of charges. This composite index comprises: · 35% MSCI ACWI ex UK Index · 31.5% Bloomberg Barclays Global Aggregate ex GBP (GBP Hedged) Index · 15% FTSE All- Share Index · 13.5% Bloomberg Barclays Sterling Aggregate Index · 5% Sterling Overnight Index Average (SONIA) The Fund is actively managed, and invests at least 80% of its assets in other funds. The Fund usually invests in other Threadneedle funds, however, funds managed by companies outside the Threadneedle group may also be held, when this is considered appropriate. These funds may invest worldwide. The Fund focuses on investment in funds providing exposure to equities (company shares), and bonds (including corporate and government bonds). The balance of the exposure to these different asset types may vary over time, however, equity exposure will usually not exceed 60% of the Fund's value, with at least 30% exposure maintained to bonds, under normal market conditions. The Fund may also hold money market instruments, deposits, cash, and near cash. Derivatives may be used with the aim of reducing risk or managing the Fund more efficiently, and up to 20% of the value of the Fund may be invested in funds that use derivatives for investment purposes. The composite index is representative of the Fund's investment exposure, and provides a suitably weighted target benchmark of global equities (excluding the UK), investment grade bonds (hedged to sterling), UK equities, investment grade sterling denominated bonds, and cash, against which Fund performance will be evaluated over time.

Performance




Discrete performance - to last month end

	31/03/21 to 31/03/22	31/03/22 to 31/03/23	31/03/23 to 31/03/24	31/03/24 to 31/03/25	31/03/25 to 31/03/26
Fund	1.1%	-6.7%	10.1%	1.4%	7.7%
Sector	2.7%	-4.8%	7.7%	3.7%	8.9%
Rank	133/160	132/165	33/172	170/185	130/192
Quartile	4	4	1	4	3

Annualised performance

	3 Years to 31/03/26	5 Years to 31/03/26	10 Years to 31/03/26
Fund	6.3%	2.5%	4.5%
Sector	6.7%	3.5%	4.5%
Rank	119/172	132/160	59/113
Quartile	3	4	3

Fund Managers



Name: Matthew Rees
 Manager for: 1 years, 9 months

Ratings

FE Crown



Group Details

Group name	Columbia Threadneedle Investment Funds (UK) ICVC
Group address	Cannon Place 78 Cannon Street London EC4N 6AG
Group telephone	0800 068 4000
Dealing telephone	0800 068 4000
Email	-
Homepage	www.columbiathreadneedle.com
Fax number	0800 068 4001

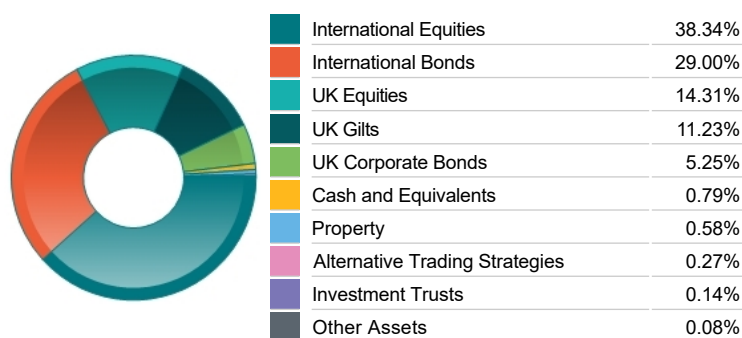
Top 10 Fund Holdings

Name	% Weight
1 CT Global Bond Class XGA	16.18%
2 CT Global Select Class XNA	14.19%
3 CT Sterling Bond Class XGA	9.85%
4 CT Sterling Corporate Bond Class XGA	7.58%
5 CT North American Equity 4	7.27%
6 CT American Class XNA	4.68%
7 CT (Lux) Global Corporate Bond Class XGH	4.13%
8 CT European Class XNA	3.37%
9 CT UK Institutional Class XA	3.25%
10 CT UK Growth and Income Class XA	3.15%

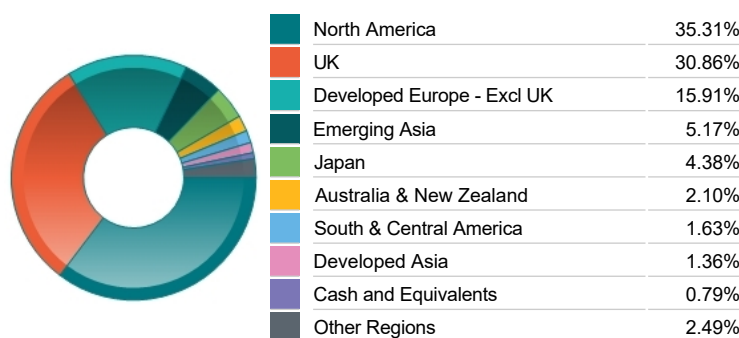
Top 10 Holdings

Name	% Weight
1 NVIDIA CORPORATION	2.17%
2 MICROSOFT CORPORATION	1.17%
3 1% Treasury Gilt 2032	1.14%
4 AMAZON.COM	0.99%
5 TAIWAN SEMICONDUCTOR MANUFACTURING COMPANY LIMITED	0.99%
6 APPLE	0.93%
7 3¾% Treasury Gilt 2038	0.88%
8 3¾% Treasury Gilt 2027	0.80%
9 4% Treasury Gilt 2031	0.78%
10 BROADCOM	0.77%

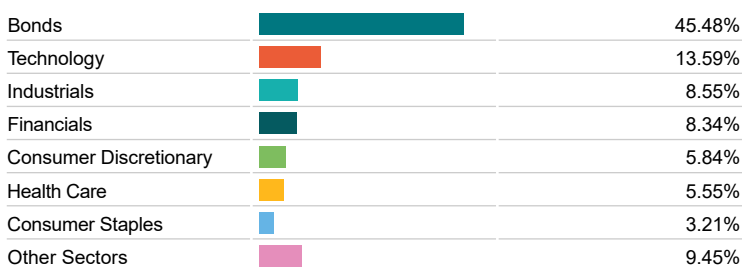
Asset Allocation



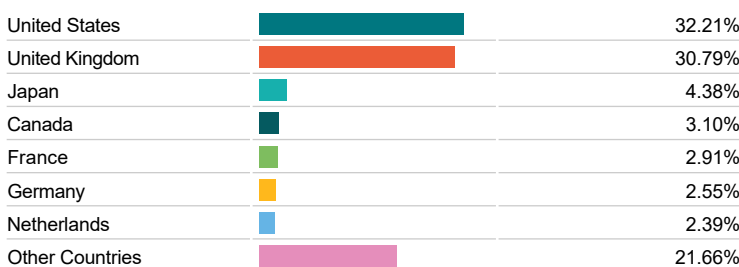
Regional Allocation



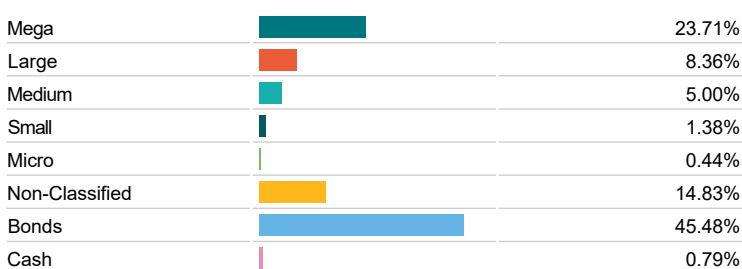
Sector Breakdown



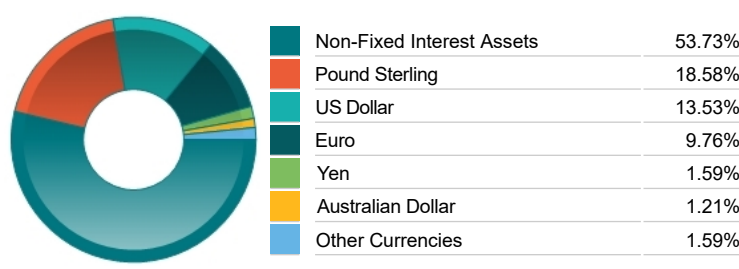
Top Country Breakdown



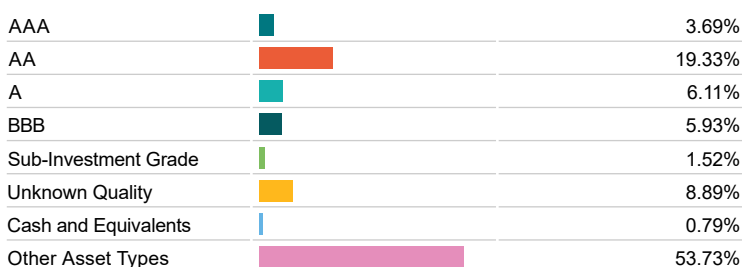
Breakdown By Market Cap (%)



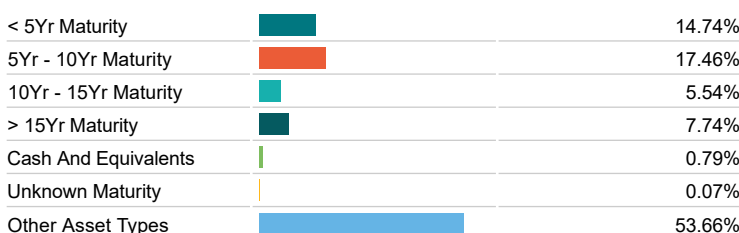
Fixed Interest Currencies



Fixed Interest Quality Profile



Fixed Interest Maturity Profile



Important Information

- The Industry Classification Benchmark is a product of FTSE International Limited and has been licensed for use.
- "Prudential" is a trading name of The Prudential Assurance Company Limited, which is registered in England and Wales. Registered office at 10 Fenchurch Avenue, London EC3M 5AG. Registered number 15454. Authorised by the Prudential Regulation Authority and regulated by the Financial Conduct Authority and the Prudential Regulation Authority.