

### Benchmark

Benchmark	Merrill Lynch Eurosterling Index (NUK)
Benchmark Category	-
IA Sector	£ Corporate Bond

### Identification Codes

Sedol Code	BBGBFM0
Mex Code	FIBULD
Isin Code	GB00BBGBFM09
Citi Code	JE1R

### Fund Overview

Mid (08/04/2026)	1414.00p
Distribution yield	4.39%
Underlying yield	4.39%
Fund size (31/01/2026)	£1205.04m
Number of holdings	311
Ongoing Charges	0.54%
Launch date	26/06/2013

### Fund Charges

Entry Charge	0.00%
Ongoing Charges	0.54%

### Fund Background

Valuation frequency	Daily
Valuation point	12:00
Fund type	OEIC
Launch price	£0.25
Fund currency	Pound Sterling
Fund domicile	United Kingdom
ISA allowable	Yes
SIPP allowable	Yes

### Dealing

Minimum Investment	£500
Minimum Top Up	£250
Minimum Regular Saving	-
Settlement Period: Buy	3 days
Settlement Period: Sell	3 days
Pricing Basis	Forward
Dealing Decimals	2

### Distribution Dates

Ex dividend date(s)	Income payment date(s)
01 January	28 January
01 February	28 February
01 March	28 March
01 April	28 April
01 May	28 May
01 June	28 June
01 July	28 July
01 August	28 August
01 September	28 September
01 October	28 October
01 November	28 November
01 December	28 December

### Aims

The Fund's investment objective is to achieve an attractive level of income. The Fund will obtain exposure primarily to sterling-denominated (or hedged back to Sterling) fixed interest securities.

### Performance




### Discrete performance - to last month end

	31/03/21 to 31/03/22	31/03/22 to 31/03/23	31/03/23 to 31/03/24	31/03/24 to 31/03/25	31/03/25 to 31/03/26
Fund	-4.2%	-11.7%	7.0%	2.8%	3.6%
Sector	-4.2%	-9.1%	7.4%	3.2%	4.4%
Rank	37/86	76/89	45/91	56/92	77/92
Quartile	2	4	2	3	4

### Annualised performance

	Annualised		
	3 Years to 31/03/26	5 Years to 31/03/26	10 Years to 31/03/26
Fund	4.5%	-0.7%	1.8%
Sector	5.0%	0.1%	2.3%
Rank	59/91	64/86	58/69
Quartile	3	3	4

### Fund Managers



Name: Shamil Gohil      Kris Atkinson  
 Manager for: 3 years, 1 months      7 years, 3 months

### Ratings

FE Crown



### Group Details

Group name	Fidelity International (Onshore)
Group address	Oakhill House 130 Tonbridge Road Hildenborough Kent TN11 9DZ
Group telephone	0800 41 41 81
Dealing telephone	0800 41 41 81
Email	brokerline@uk.fid-intl.com
Homepage	www.fidelity.co.uk
Fax number	0800 783 9646

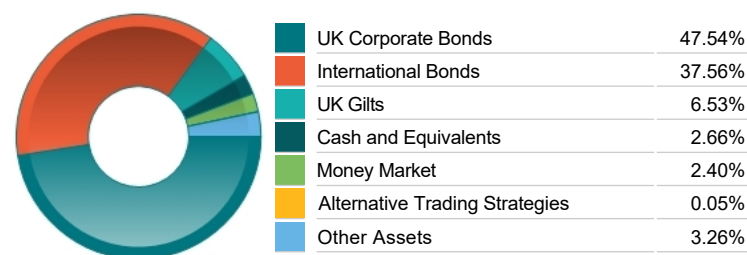
### Important Information

- Source of portfolio data: Broadridge. Source of performance data: FE fundinfo. We can't predict the future. Past performance isn't a guide to future performance. The figures shown are intended only to demonstrate performance history of the fund, after allowing for the impact of ongoing charges, but take no account of product charges. Ongoing charges may vary in the future and may be higher than they are now. Fund performance is based upon the movement of the daily price and is shown as total return in GBP with income reinvested. The value of your client's investment can go down as well as up and the amount your client gets back may be less than they put in.
- This factsheet is for investment professionals and is for information purposes only. Should you wish to present any of this content to your client, please refer to similar pages on pru.co.uk. You should refer to your client's policy documentation and supporting brochures for fund availability, investment strategy, any product information and charges. Every care has been taken in populating this output, however it must be appreciated that neither Broadridge, Prudential nor their sources guarantee the accuracy, adequacy or completeness of this information or make any warranties regarding results from its usage.

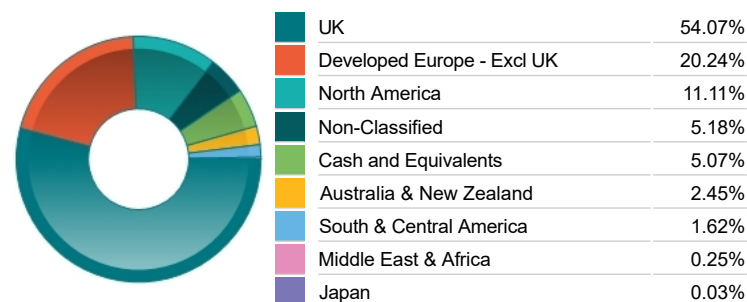
Top 10 Holdings

Name	% Weight	Sector	Country
1 4¾% Treasury Gilt 2054	3.54%	Bonds	United Kingdom
2 WESTFIELD STRATFORD CITY FINANCE NO 2 PLC 1.642% 08/04/2031 REGS	2.79%	Bonds	United Kingdom
3 METROCENTRE FINANCE PLC VAR 01/16/2029	2.17%	Bonds	United Kingdom
4 3¾% Treasury Gilt 2027	1.69%	Bonds	United Kingdom
5 E ON INTL FINANCE BV 6.125% 07/06/2039 REGS	1.37%	Bonds	Netherlands
6 MITCHELLS & BUTLER FINANCE PLC FRN SONIO+83.86 12/15/2033 REGS	1.36%	Bonds	United Kingdom
7 NATWEST GROUP PLC 7.416%/VAR 06/06/2033 REGS	1.33%	Bonds	United Kingdom
8 BANCO SANTANDER SA 5.375% 01/17/2031 REGS	1.32%	Bonds	Spain
9 UBS GROUP AG 7%/VAR 09/30/2027 REGS	1.31%	Bonds	Switzerland
10 JUTURNA EUROPEAN LN CONDUIT NO 16 PLC 5.0636% 08/10/2033 REGS	1.29%	Bonds	United Kingdom


Asset Allocation



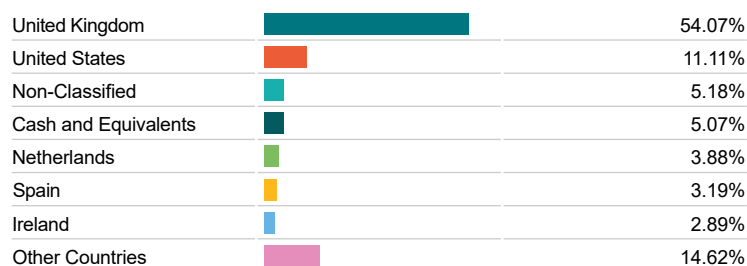
Regional Allocation



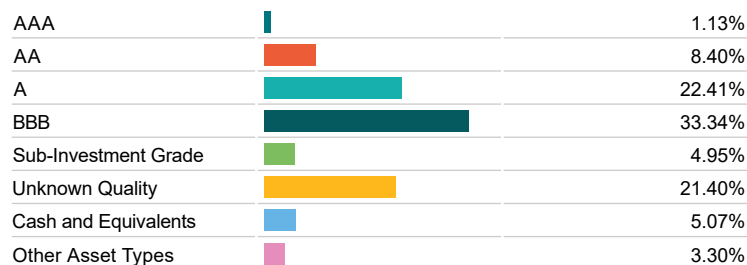
Bond Sector Breakdown



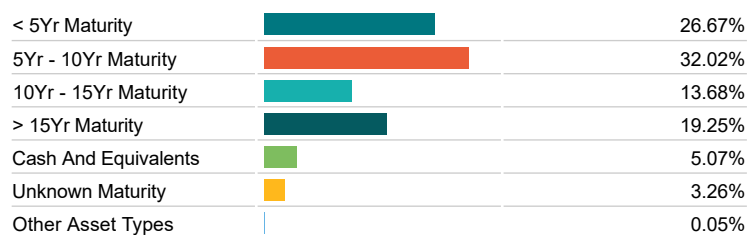
Top Country Breakdown



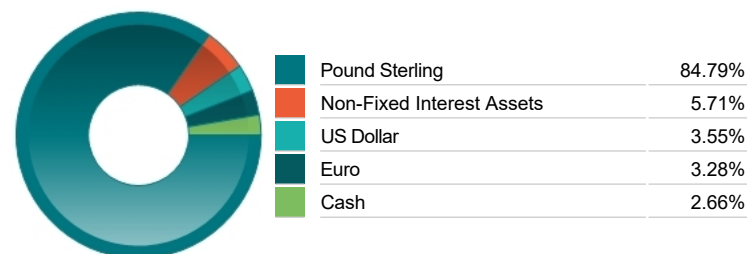
Fixed Interest Quality Profile



Fixed Interest Maturity Profile



Fixed Interest Currencies



Important Information

- The Industry Classification Benchmark is a product of FTSE International Limited and has been licensed for use.
- "Prudential" is a trading name of The Prudential Assurance Company Limited, which is registered in England and Wales. Registered office at 10 Fenchurch Avenue, London EC3M 5AG. Registered number 15454. Authorised by the Prudential Regulation Authority and regulated by the Financial Conduct Authority and the Prudential Regulation Authority.