

**Benchmark**

Benchmark	Not benchmarked
ABI Sector	Unclassified

**Identification Codes**

Sedol Code	B43F9V3
Mex Code	SBPDNT
Isin Code	IE00B43F9V36
Citi Code	GJSJ7

**Fund Overview**

Bid (02/04/2026)	2.72
Offer	n/a
Fund size	-
Launch date	12/10/2009

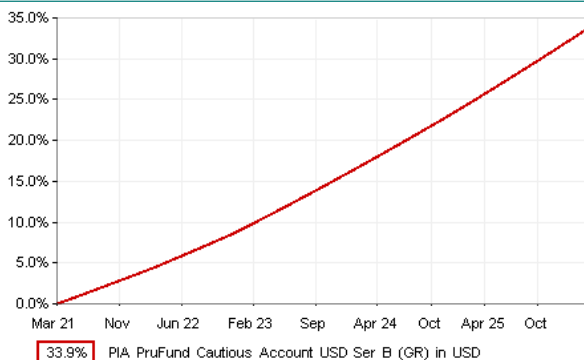
**Fund Charges**

Annual Management Charge (AMC)	1.20%
Further Costs	0.00%
<b>Yearly Total</b>	<b>1.20%</b>

**Aims**

The fund aims to produce growth over the medium to long term (5 to 10 years or more) using a cautious approach to investing while smoothing some of the ups and downs of short-term investment performance. The fund spreads investment risk by investing in a range of different asset types, which currently includes US and international equities, property, fixed interest securities, index-linked securities, cash and other specialist investments. The cautious approach to investment means the fund aims to invest 50-75% in fixed interest securities, index-linked securities and cash, although we may occasionally move outside this range to meet the fund objectives.

**Performance**



**Discrete performance - to last month end**

	31/03/21 to 31/03/22	31/03/22 to 31/03/23	31/03/23 to 31/03/24	31/03/24 to 31/03/25	31/03/25 to 31/03/26
Fund	4.9%	5.7%	6.3%	6.5%	6.6%

**Annualised performance**

	Annualised		
	3 Years to 31/03/26	5 Years to 31/03/26	10 Years to 31/03/26
Fund	6.5%	6.0%	5.9%

**Fund Managers**






























Name: Life Investment Office  
 Manager for: 16 years, 5 months

**Important Information**

- Because of changes in exchange rates the value of your investment, as well as any money you take from it, can go down as well as up.
- We can't predict the future. Past Performance isn't a guide to future performance. For the range of PruFund funds, what you receive will depend on the value of the underlying investments, the smoothing process, our charges, and when you take your money out.
- Source of portfolio data: Broadridge. Source of performance data: FE fundinfo. We can't predict the future. Past performance isn't a guide to future performance. The figures shown are intended only to demonstrate performance history of the fund, after allowing for the impact of fund charges and further costs, but take no account of product charges, or any Annual Management Charge paid for by the deduction of units. Charges and further costs may vary in the future and may be higher than they are now. For PruFund, as further costs are factored into the setting of Expected Growth Rates, they are not shown separately here. Fund performance is based upon the movement of the daily price and is shown as total return in the fund's currency of denomination with gross income reinvested. The value of your client's investment can go down as well as up and the amount your client gets back may be less than they put in.
- This factsheet is for investment professionals and is for information purposes only. Should you wish to present any of this content to your client, please refer to similar pages on pru.co.uk. You should refer to your client's policy documentation and supporting brochures for fund availability, investment strategy, any product information and charges. Every care has been taken in populating this output, however it must be appreciated that neither Broadridge, Prudential nor their sources guarantee the accuracy, adequacy or completeness of this information or make any warranties regarding results from its usage.

## Asset Allocation

Name		% Weight
US Treasury		21.50%
Asia Fixed Interest		10.40%
Europe Investment Grade		7.60%
UK Investment Grade		7.60%
North American Equities		7.60%
Emerging Market Debt		4.80%
Private Equity		4.50%
North America Real Estate		3.80%
Asia ex. Japan Equities		3.70%
Infrastructure		3.40%
European Equities		3.20%
UK Equities		3.10%
Tactical Investment Opportunities		2.20%
Africa Fixed Interest		2.20%
Cash & Equivalents		1.90%
Japanese Equities		1.70%
Private High Yield		1.60%
Asia Real Estate		1.50%
Middle East and Africa Equities		1.30%
Global Emerging Markets Equities		1.10%
China Equities		1.00%
Lower Risk Private Credit		0.90%
Europe ex UK Real Estate		0.90%
UK Real Estate		0.90%
India Equities		0.70%
Commodities		0.60%
Other Factors		0.30%

## Important Information

- Because of changes in exchange rates the value of your investment, as well as any money you take from it, can go down as well as up. We can't predict the future. Past Performance isn't a guide to future performance. For the range of PruFund funds, what you receive will depend on the value of the underlying investments, the smoothing process, our charges, and when you take your money out.
- The Industry Classification Benchmark is a product of FTSE International Limited and has been licensed for use.
- The registered office of Prudential International is in Ireland at Fitzwilliam Court, Leeson CI, Dublin 2, D02 TC95. Prudential International is a marketing name of Prudential International Assurance plc, a life assurance company operating from Ireland. Registration No. 209956. Prudential International Assurance plc is authorised and regulated by the Central Bank of Ireland and in the context of its UK regulated activities only, is authorised by the Prudential Regulation Authority and subject to regulation by the Financial Conduct Authority and limited regulation by the Prudential Regulation Authority. Details about the extent of our regulation by the Prudential Regulation Authority are available from us on request. Prudential International is part of the same corporate group as The Prudential Assurance Company Limited. Both The Prudential Assurance Company Limited and Prudential International are direct and indirect subsidiaries respectively of M&G plc, a company incorporated in the United Kingdom. The Prudential Assurance Company Limited is not affiliated in any manner with Prudential Financial, Inc, a company whose principal place of business is in the United States of America or Prudential plc, an international group incorporated in the United Kingdom.

## Commentary

31 December 2025 Financial markets proved resilient despite slowing growth, supported by a pivot to monetary easing and ongoing enthusiasm for AI-related stocks. Global equities extended recent gains. The S&P 500 rose 2.7%, closing 2025 up nearly 18% (in US dollars), while the FTSE 100 gained 6.9% (in sterling), its strongest annual performance since 2009. Emerging markets outperformed, with the MSCI Emerging Markets Index advancing 4.8% (in US dollars) and delivering full-year gains above 30%, buoyed by a weaker dollar and improving sentiment across Asia and Latin America.

Bond markets strengthened as central banks shifted to rate cuts and investors priced in looser policy. UK government bonds led gains, with the 10-year yield edging lower. US Treasuries gained, taking their return for the year to 6.2% (in US dollars). European government bonds also rose, with the exception of German bunds. Corporate bonds also posted positive returns.

Commodities delivered contrasting moves. Precious metals soared, with gold and silver posting their strongest annual gains since 1979 as investors sought safe havens amid falling real yields. Oil prices continued to weaken, marking a third consecutive annual decline. The US dollar logged its worst year since 2017, sliding broadly against major peers, while the euro and sterling strengthened on policy easing and improved risk appetite.

Despite macro headwinds, sentiment ended the year constructive, anchored by expectations of continued policy support and a gradual normalisation of inflation.

## Important Information

- The registered office of Prudential International is in Ireland at Fitzwilliam Court, Leeson CI, Dublin 2, D02 TC95. Prudential International is a marketing name of Prudential International Assurance plc, a life assurance company operating from Ireland. Registration No. 209956. Prudential International Assurance plc is authorised and regulated by the Central Bank of Ireland and in the context of its UK regulated activities only, is authorised by the Prudential Regulation Authority and subject to regulation by the Financial Conduct Authority and limited regulation by the Prudential Regulation Authority. Details about the extent of our regulation by the Prudential Regulation Authority are available from us on request. Prudential International is part of the same corporate group as The Prudential Assurance Company Limited. Both The Prudential Assurance Company Limited and Prudential International are direct and indirect subsidiaries respectively of M&G plc, a company incorporated in the United Kingdom. The Prudential Assurance Company Limited is not affiliated in any manner with Prudential Financial, Inc, a company whose principal place of business is in the United States of America or Prudential plc, an international group incorporated in the United Kingdom.