

**Benchmark**

|                    |            |
|--------------------|------------|
| Benchmark          | MSCI World |
| Benchmark Category | -          |
| IA Sector          | Global     |

**Identification Codes**

|            |              |
|------------|--------------|
| Sedol Code | B4Q5X52      |
| Mex Code   | -            |
| Isin Code  | GB00B4Q5X527 |
| Citi Code  | LSX3         |

**Fund Overview**

|                        |            |
|------------------------|------------|
| Mid (09/04/2026)       | 647.83p    |
| Historic yield         | 1.38%      |
| Fund size (28/02/2025) | £22703.87m |
| Number of holdings     | 28         |
| Ongoing Charges        | 1.04%      |
| Launch date            | 01/11/2010 |

**Fund Charges**

|                 |       |
|-----------------|-------|
| Entry Charge    | 0.00% |
| Ongoing Charges | 1.04% |

**Fund Background**

|                     |                |
|---------------------|----------------|
| Valuation frequency | Daily          |
| Valuation point     | 12:00          |
| Fund type           | OEIC           |
| Launch price        | £1.00          |
| Fund currency       | Pound Sterling |
| Fund domicile       | United Kingdom |
| ISA allowable       | Yes            |
| SIPP allowable      | Yes            |

**Dealing**

|                         |         |
|-------------------------|---------|
| Minimum Investment      | £1000   |
| Minimum Top Up          | £250    |
| Minimum Regular Saving  | -       |
| Settlement Period: Buy  | 4 days  |
| Settlement Period: Sell | 4 days  |
| Pricing Basis           | Forward |
| Dealing Decimals        | 4       |

**Distribution Dates**

| Ex dividend date(s) | Income payment date(s) |
|---------------------|------------------------|
| 31 December         | 28 February            |
| 30 June             | 31 August              |

**Aims**

Long term growth in value

**Performance**




**Discrete performance - to last month end**

|          | 31/03/21 to 31/03/22 | 31/03/22 to 31/03/23 | 31/03/23 to 31/03/24 | 31/03/24 to 31/03/25 | 31/03/25 to 31/03/26 |
|----------|----------------------|----------------------|----------------------|----------------------|----------------------|
| Fund     | 9.2%                 | 2.1%                 | 15.2%                | -6.3%                | -5.2%                |
| Sector   | 8.4%                 | -2.6%                | 16.7%                | -0.3%                | 13.4%                |
| Rank     | 201/437              | 54/471               | 332/498              | 468/529              | 543/568              |
| Quartile | 2                    | 1                    | 3                    | 4                    | 4                    |

**Annualised performance**

|          | Annualised          |                     |                      |
|----------|---------------------|---------------------|----------------------|
|          | 3 Years to 31/03/26 | 5 Years to 31/03/26 | 10 Years to 31/03/26 |
| Fund     | 0.8%                | 2.7%                | 9.8%                 |
| Sector   | 9.7%                | 6.9%                | 10.2%                |
| Rank     | 466/498             | 350/437             | 152/266              |
| Quartile | 4                   | 4                   | 3                    |

**Fund Managers**



Name: Terry Smith  
 Manager for: 15 years, 5 months

**Ratings**

FE Crown




**Group Details**

|                   |  |
|-------------------|--|
| Group name        | Fundsmith LLP                              |
| Group address     | 52-54 Gracechurch Street, London, EC3V 0EH |
| Group telephone   | 0330 123 1815                              |
| Dealing telephone | -  |
| Email             | -  |
| Homepage          | www.fundsmith.co.uk                        |
| Fax number        | -  |

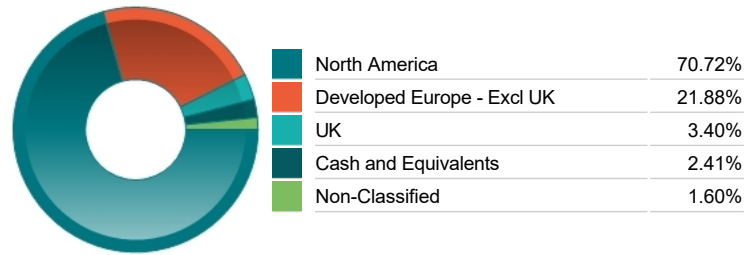
Top 10 Holdings

| Name                                | % Weight | Sector                          | Country       |
|-------------------------------------|----------|---------------------------------|---------------|
| 1 META PLATFORMS                    | 8.81%    | Software & Computer Services    | United States |
| 2 MICROSOFT CORPORATION             | 7.14%    | Software & Computer Services    | United States |
| 3 NOVO NORDISK A/S                  | 6.58%    | Pharmaceuticals & Biotechnology | Denmark       |
| 4 STRYKER CORPORATION               | 6.55%    | Medical Equipment & Services    | United States |
| 5 PHILIP MORRIS INTERNATIONAL       | 5.71%    | Tobacco                         | United States |
| 6 AUTOMATIC DATA PROCESSING INC     | 4.93%    | Industrial Support Services     | United States |
| 7 VISA                              | 4.83%    | Industrial Support Services     | United States |
| 8 L'OREAL                           | 4.62%    | Personal Goods                  | France        |
| 9 WATERS CORPORATION                | 4.40%    | Medical Equipment & Services    | United States |
| 10 LVMH MOET HENNESSY LOUIS VUITTON | 4.02%    | Personal Goods                  | France        |

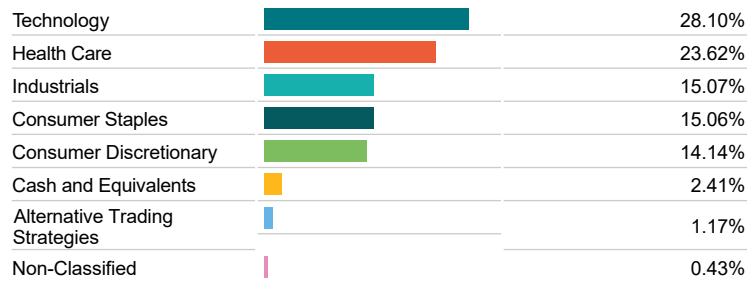
Asset Allocation



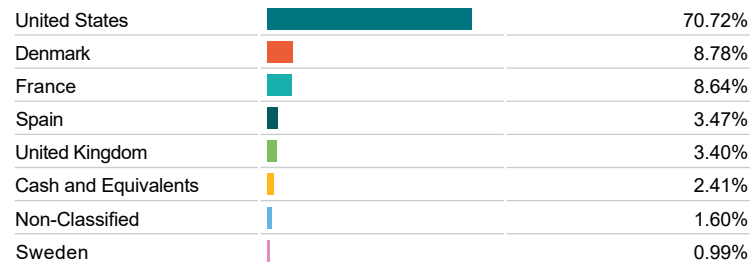
Regional Allocation



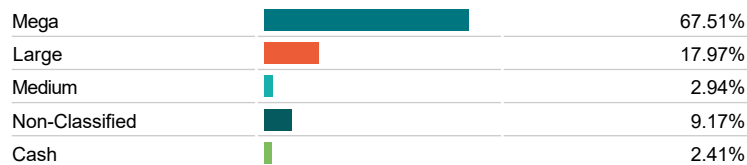
Equity Sector Breakdown



Top Country Breakdown



Breakdown By Market Cap (%)



Important Information

- The Industry Classification Benchmark is a product of FTSE International Limited and has been licensed for use.
- "Prudential" is a trading name of The Prudential Assurance Company Limited, which is registered in England and Wales. Registered office at 10 Fenchurch Avenue, London EC3M 5AG. Registered number 15454. Authorised by the Prudential Regulation Authority and regulated by the Financial Conduct Authority and the Prudential Regulation Authority.