

Benchmark

Benchmark	IA Sterling Corporate Bond Sector
Benchmark Category	-
IA Sector	£ Corporate Bond

Identification Codes

Sedol Code	B8N44Z7
Mex Code	BRGAAU
Isin Code	GB00B8N44Z77
Citi Code	GUVQ

Fund Overview

Mid (10/04/2026)	301.08p
Distribution yield	4.27%
Underlying yield	4.27%
Fund size (28/02/2026)	£1432.67m
Number of holdings	306
Ongoing Charges	0.50%
Launch date	11/12/2012

Fund Charges

Entry Charge	0.00%
Ongoing Charges	0.50%

Fund Background

Valuation frequency	Daily
Valuation point	12:00
Fund type	ICVC
Launch price	£1.00
Fund currency	Pound Sterling
Fund domicile	United Kingdom
ISA allowable	Yes
SIPP allowable	Yes

Dealing

Minimum Investment	£500
Minimum Top Up	£100
Minimum Regular Saving	£20
Settlement Period: Buy	3 days
Settlement Period: Sell	3 days
Pricing Basis	Forward
Dealing Decimals	2

Distribution Dates

Ex dividend date(s)	Income payment date(s)
01 May	30 June
01 November	31 December

Aims

The Fund aims to achieve income and capital growth over the medium to long term (3 to 5 years plus). The Fund invests at least 80% of its assets in investment grade corporate debt securities. In pursuing the Fund's investment objective, the fund manager may consider it appropriate to also invest in other transferable securities (including government, unrated and non-investment grade corporate debt securities), money market instruments, collective investment schemes (including funds managed by the Invesco group), deposits and cash.

Performance




Discrete performance - to last month end

	31/03/21 to 31/03/22	31/03/22 to 31/03/23	31/03/23 to 31/03/24	31/03/24 to 31/03/25	31/03/25 to 31/03/26
Fund	-3.5%	-7.2%	9.2%	2.4%	4.2%
Sector	-4.2%	-9.1%	7.4%	3.2%	4.4%
Rank	24/86	27/89	10/91	67/92	48/92
Quartile	2	2	1	3	3

Annualised performance

	Annualised		
	3 Years to 31/03/26	5 Years to 31/03/26	10 Years to 31/03/26
Fund	5.2%	0.8%	2.6%
Sector	5.0%	0.1%	2.3%
Rank	37/91	25/86	19/69
Quartile	2	2	2

Fund Managers



Name: Tom Hemmant Michael Matthews
 Manager for: 5 years, 7 months 13 years

Ratings

FE Crown



Group Details

Group name	Invesco ICVC
Group address	INVESCO Park Henley-on-Thames Oxfordshire RG9 1HH United Kingdom
Group telephone	0800 028 2121
Dealing telephone	0800 085 8571
Email	Sally.Elsbury@Invesco.com
Homepage	https://www.invesco.co.uk/uk
Fax number	01491 416000

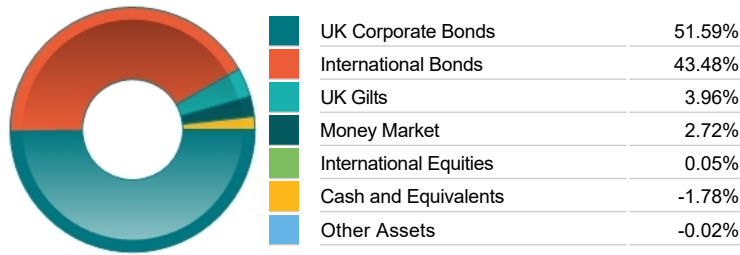
Important Information

- Source of portfolio data: Broadridge. Source of performance data: FE fundinfo. We can't predict the future. Past performance isn't a guide to future performance. The figures shown are intended only to demonstrate performance history of the fund, after allowing for the impact of ongoing charges, but take no account of product charges. Ongoing charges may vary in the future and may be higher than they are now. Fund performance is based upon the movement of the daily price and is shown as total return in GBP with income reinvested. The value of your client's investment can go down as well as up and the amount your client gets back may be less than they put in.
- This factsheet is for investment professionals and is for information purposes only. Should you wish to present any of this content to your client, please refer to similar pages on pru.co.uk. You should refer to your client's policy documentation and supporting brochures for fund availability, investment strategy, any product information and charges. Every care has been taken in populating this output, however it must be appreciated that neither Broadridge, Prudential nor their sources guarantee the accuracy, adequacy or completeness of this information or make any warranties regarding results from its usage.

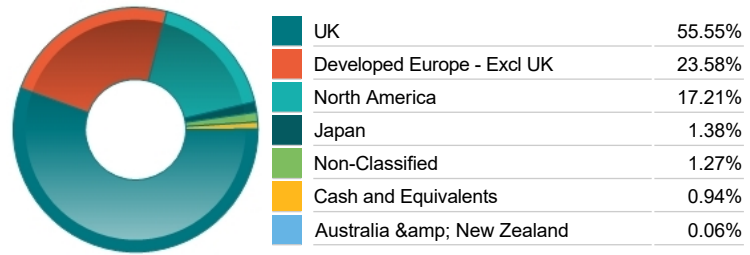
Top 10 Holdings

Name	% Weight	Sector	Country
1 JPMORGAN CHASE & CO FLTG 1.875 APR 28 33	1.39%	Bonds	United States
2 EDF 6.000 JAN 23 14	1.37%	Bonds	France
3 CREDIT SUISSE GP 2.250 JUN 09 28	1.34%	Bonds	Switzerland
4 AT&T INC 4.375 SEP 14 29	1.33%	Bonds	United States
5 VODAFONE GROUP 6.375 JUL 03 50	1.28%	Bonds	United Kingdom
6 LLOYDS BANKING GROUP FLTG 2.707 DEC 03 35	1.27%	Bonds	United Kingdom
7 BARCLAYS PLC 3.250 JAN 17 33	1.25%	Bonds	United Kingdom
8 GOLDMAN SACHS GRP FLTG 3.625 OCT 29 29	1.24%	Bonds	United States
9 BNP PARIBAS FLTG 6.000 AUG 18 29	1.23%	Bonds	France
10 NESTLE CAP.CORP. 4.750 MAR 22 36 REG	1.19%	Bonds	United States

Asset Allocation



Regional Allocation



Bond Sector Breakdown

Bonds	99.03%
Cash and Equivalents	0.94%
Non-Classified	0.03%

Top Country Breakdown

United Kingdom	55.55%
United States	17.21%
France	8.25%
Netherlands	4.72%
Spain	2.93%
Switzerland	1.90%
Italy	1.82%
Other Countries	7.61%

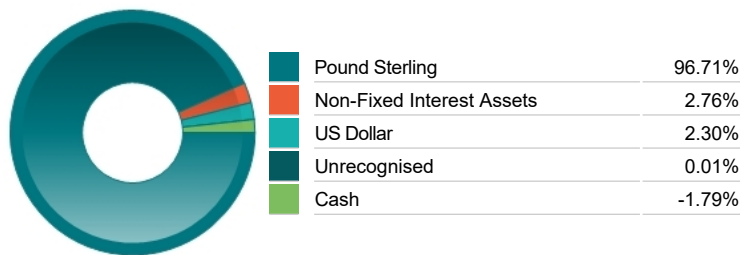
Fixed Interest Quality Profile

AAA	0.95%
AA	8.99%
A	31.44%
BBB	44.69%
Sub-Investment Grade	0.32%
Unknown Quality	12.63%
Cash and Equivalents	0.94%
Other Asset Types	0.03%

Fixed Interest Maturity Profile

< 5Yr Maturity	30.96%
5Yr - 10Yr Maturity	29.06%
10Yr - 15Yr Maturity	17.73%
> 15Yr Maturity	21.28%
Cash And Equivalents	0.94%
Unknown Maturity	-0.02%
Other Asset Types	0.05%

Fixed Interest Currencies



Important Information

- The Industry Classification Benchmark is a product of FTSE International Limited and has been licensed for use.
- "Prudential" is a trading name of The Prudential Assurance Company Limited, which is registered in England and Wales. Registered office at 10 Fenchurch Avenue, London EC3M 5AG. Registered number 15454. Authorised by the Prudential Regulation Authority and regulated by the Financial Conduct Authority and the Prudential Regulation Authority.