

Benchmark

The Comparative Index: The World Allocation 60/40 Fund Custom Benchmark is comprised of 60% MSCI World All Country Index + 40% FTSE World Govt. Bond Index 1-5 YR (Hedged)

Benchmark Category -

IA Sector Unclassified

Identification Codes

Sedol Code B416SD3

Mex Code -

Isin Code IE00B416SD35

Citi Code 09VT

Fund Overview

Mid (10/04/2026) £29.11

Historic yield -

Fund size (31/01/2026) £4838.59m

Number of holdings 13970

Ongoing Charges 0.33%

Launch date 09/09/2011

Fund Charges

Entry Charge 0.00%

Ongoing Charges 0.33%

Fund Background

Valuation frequency Daily

Valuation point 21:00

Fund type OEIC

Launch price £10.00

Fund currency Pound Sterling

Fund domicile Ireland

ISA allowable Yes

SIPP allowable Yes

Dealing

Minimum Investment -

Minimum Top Up -

Minimum Regular Saving -

Settlement Period: Buy 3 days

Settlement Period: Sell 3 days

Pricing Basis Forward

Dealing Decimals 3

Distribution Dates

Ex dividend date(s)	Income payment date(s)
29 May	05 June
30 November	07 December

Aims

The investment objective of the World Allocation 60/40 Fund is to achieve long-term total return.

Performance




Discrete performance - to last month end

	31/03/21 to 31/03/22	31/03/22 to 31/03/23	31/03/23 to 31/03/24	31/03/24 to 31/03/25	31/03/25 to 31/03/26
Fund	4.6%	-0.9%	12.0%	3.0%	12.8%
Sector	2.5%	-2.8%	7.4%	2.3%	10.0%
Rank	39/114	36/126	12/128	44/137	30/140
Quartile	2	2	1	2	1

Annualised performance

	Annualised		
	3 Years to 31/03/26	5 Years to 31/03/26	10 Years to 31/03/26
Fund	9.2%	6.2%	7.1%
Sector	6.5%	3.8%	4.9%
Rank	7/124	12/110	6/65
Quartile	1	1	1

Fund Managers



Name: Team Managed

Manager for: 14 years, 7 months

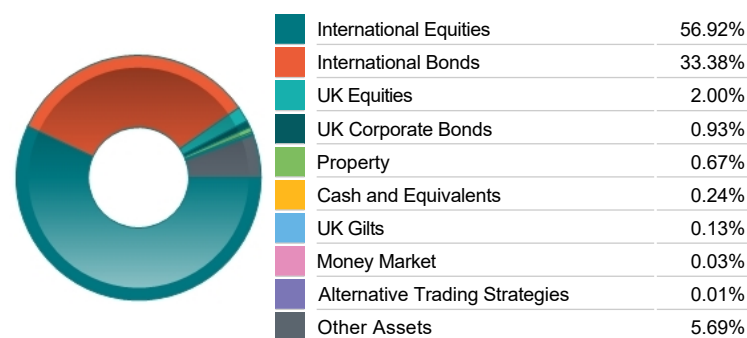
Group Details

Group name	Dimensional Fund Advisors Ltd
Group address	20 Triton St, London NW1 3BF London W1J 7AJ
Group telephone	020 3033 3300
Dealing telephone	-
Email	EMEA_CRG@dimensional.com
Homepage	https://eu.dimensional.com
Fax number	-

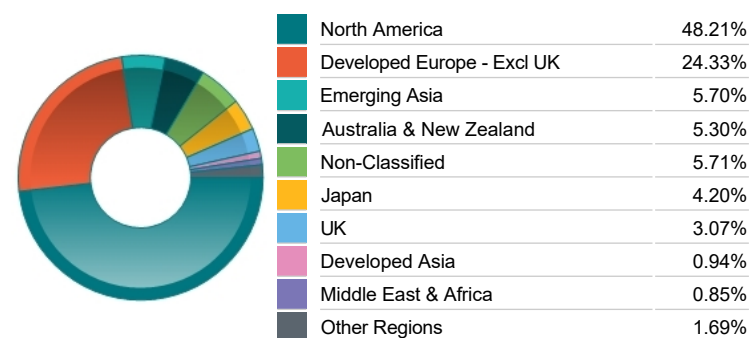
Top 10 Holdings

Name	% Weight	Sector	Country
1 NVIDIA CORPORATION	1.76%	Technology Hardware & Equipment	United States
2 APPLE	1.45%	Technology Hardware & Equipment	United States
3 AMAZON.COM	1.24%	Retailers	United States
4 MICROSOFT CORPORATION	0.99%	Software & Computer Services	United States
5 NEW ZEALAND GOVERNMENT	0.89%	Bonds	New Zealand
6 META PLATFORMS	0.77%	Software & Computer Services	United States
7 EFSF	0.50%	Bonds	Luxembourg
8 TAIWAN SEMICONDUCTOR MANUFACTURING COMPANY LIMITED	0.43%	Technology Hardware & Equipment	Taiwan
9 ALPHABET	0.41%	Software & Computer Services	United States
10 EUROPEAN UNION	0.40%	Bonds	Belgium

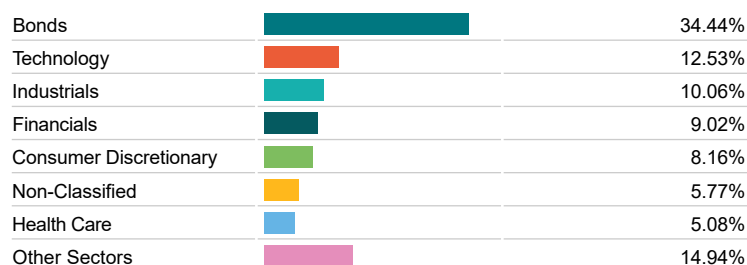
Asset Allocation



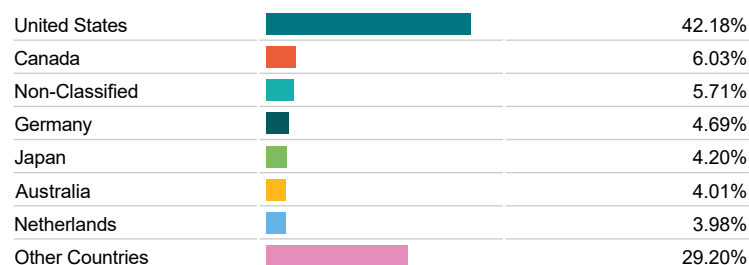
Regional Allocation



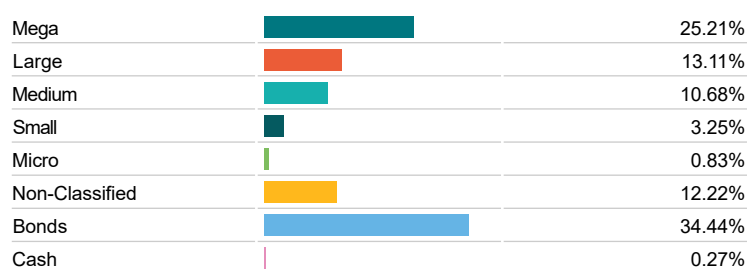
Bond Sector Breakdown



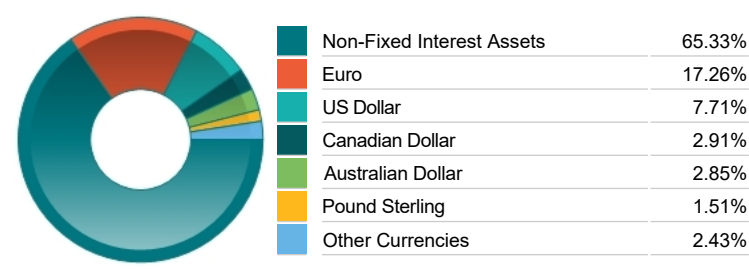
Top Country Breakdown



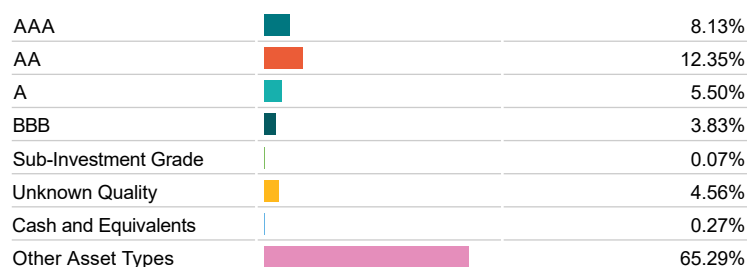
Breakdown By Market Cap (%)



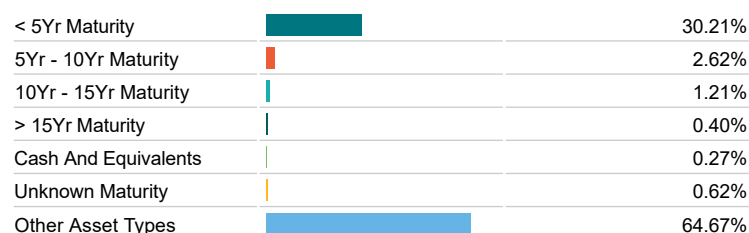
Fixed Interest Currencies



Fixed Interest Quality Profile



Fixed Interest Maturity Profile



Important Information

- The Industry Classification Benchmark is a product of FTSE International Limited and has been licensed for use.
- "Prudential" is a trading name of The Prudential Assurance Company Limited, which is registered in England and Wales. Registered office at 10 Fenchurch Avenue, London EC3M 5AG. Registered number 15454. Authorised by the Prudential Regulation Authority and regulated by the Financial Conduct Authority and the Prudential Regulation Authority.