

Benchmark

Benchmark	FTSE Actuaries UK Index-linked Gilts All Stocks Index
ABI Sector	UK Index-linked Gilts

Identification Codes

Sedol Code	0790389
Mex Code	SBILGS
Isin Code	GB0007903890
Citi Code	SB44

Fund Overview

Bid (02/04/2026)	398.60
Offer (02/04/2026)	419.60
Fund size (28/02/2026)	£0.85m
Underlying Fund size	£73.93m
Number of holdings	14
Launch date	31/05/1991

Fund Charges

Annual Management Charge (AMC)	0.25%
Further Costs	0.01%
Yearly Total	0.26%

Aims

Objective: The investment strategy of the fund is to purchase units in the M&G Index-Linked Bond Fund - the underlying fund.

Underlying Fund Objective: The fund aims to provide a higher total return (the combination of capital growth and income), net of the Ongoing Charge Figure, than that of the FTSE UK Index-linked Gilts All Stocks Index over any five-year period. At least 70% of the fund is invested, directly or indirectly, in inflation-linked debt securities issued or guaranteed by the UK government, and denominated in sterling. The fund's indirect exposure to inflation-linked debt securities is achieved by investing through a combination of instruments. These include the combination of government bonds or corporate bonds with credit derivatives, such as credit default swaps.

Other investments may include: - debt securities issued or guaranteed by governments and their agencies, public authorities, quasi-sovereigns and supranational bodies, or corporate debt instruments, denominated in any currency; and - other transferable securities, cash, and near cash, directly or via collective investment schemes (including funds managed by M&G).

Derivatives may be used for investment purposes, efficient portfolio management and hedging.

Performance




Discrete performance - to last month end

	31/03/21 to 31/03/22	31/03/22 to 31/03/23	31/03/23 to 31/03/24	31/03/24 to 31/03/25	31/03/25 to 31/03/26
Fund	4.3%	-24.7%	-5.9%	-7.9%	3.0%
Sector	1.9%	-23.3%	-5.8%	-7.8%	2.2%
Rank	4/38	23/38	28/38	27/38	15/38
Quartile	1	3	3	3	2

Annualised performance

	Annualised		
	3 Years to 31/03/26	5 Years to 31/03/26	10 Years to 31/03/26
Fund	-3.7%	-6.8%	-1.4%
Sector	-3.9%	-7.0%	-1.5%
Rank	24/38	20/38	27/36
Quartile	3	3	3

Fund Managers



Name: Miles Tym
 Manager of the underlying fund for: 5 years, 5 months

Ratings

FE Crown



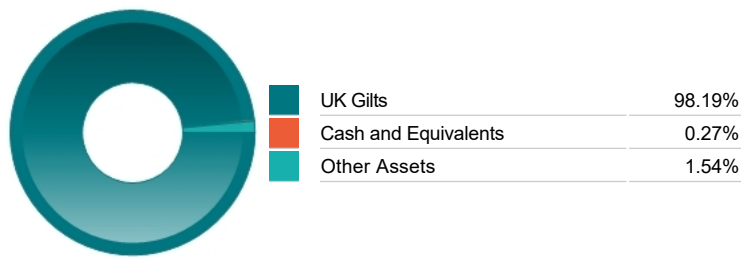
Important Information

- Because of changes in exchange rates the value of your investment, as well as any money you take from it, can go down as well as up.
- Some funds may invest in 'underlying' funds or other investment vehicles. The performance of our fund, compared to what it's invested in won't be exactly the same. That can be due to additional charges, cash management (needed to help people to enter and leave our fund when they want), tax and the timing of investments (this is known as a fund's dealing cycle, it varies between managers and can be several days).
- Source of portfolio data: Broadridge. Source of performance data: FE fundinfo. We can't predict the future. Past performance isn't a guide to future performance. The figures shown are intended only to demonstrate performance history of the fund, after allowing for the impact of fund charges and further costs, but take no account of product charges, or any Annual Management Charge paid for by the deduction of units. Charges and further costs may vary in the future and may be higher than they are now. Fund performance is based upon the movement of the daily price and is shown as total return in GBP with net income reinvested. The value of your client's investment can go down as well as up and the amount your client gets back may be less than they put in.
- This factsheet is for investment professionals and is for information purposes only. Should you wish to present any of this content to your client, please refer to similar pages on pru.co.uk. You should refer to your client's policy documentation and supporting brochures for fund availability, investment strategy, any product information and charges. Every care has been taken in populating this output, however it must be appreciated that neither Broadridge, Prudential nor their sources guarantee the accuracy, adequacy or completeness of this information or make any warranties regarding results from its usage.

Top 10 Holdings

Name	% Weight	Sector	Country
1 5/8% Index-linked Treasury Gilt 2045	19.25%	Bonds	United Kingdom
2 1/8% Index-linked Treasury Gilt 2039	17.90%	Bonds	United Kingdom
3 1 3/4% Index-linked Treasury Gilt 2038	14.66%	Bonds	United Kingdom
4 1 1/8% Index-linked Treasury Gilt 2037	10.36%	Bonds	United Kingdom
5 1/2% Index-linked Treasury Gilt 2050	8.11%	Bonds	United Kingdom
6 4 1/8% Treasury Gilt 2027	8.02%	Bonds	United Kingdom
7 1 1/4% Index-linked Treasury Gilt 2054	7.68%	Bonds	United Kingdom
8 1 1/4% Index-linked Treasury Gilt 2027	5.82%	Bonds	United Kingdom
9 1/8% Index-linked Treasury Gilt 2044	2.00%	Bonds	United Kingdom
10 M&G (LUX) FCP Sterling Liquidity Fund Z6A Acc	1.54%	Managed Funds	Non-Classified


Asset Allocation



Regional Allocation



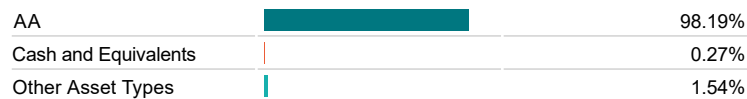
Bond Sector Breakdown



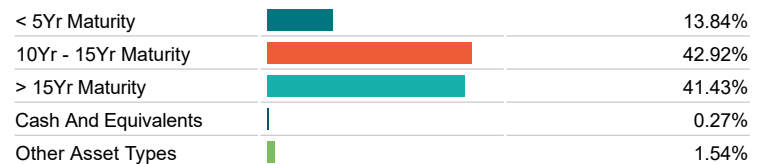
Top Country Breakdown



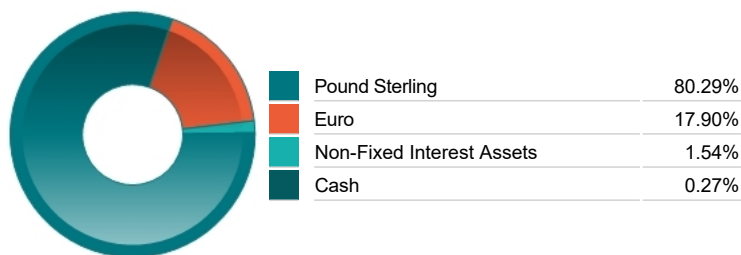
Fixed Interest Quality Profile



Fixed Interest Maturity Profile



Fixed Interest Currencies



Important Information

- Because of changes in exchange rates the value of your investment, as well as any money you take from it, can go down as well as up.
- The Industry Classification Benchmark is a product of FTSE International Limited and has been licensed for use.
- "Prudential" is a trading name of The Prudential Assurance Company Limited, which is registered in England and Wales. Registered office at 10 Fenchurch Avenue, London EC3M 5AG. Registered number 15454. Authorised by the Prudential Regulation Authority and regulated by the Financial Conduct Authority and the Prudential Regulation Authority.