

Benchmark

Benchmark	Markit iBoxx GBP Non-Gilts Overall TR Index
Benchmark Category	-
IA Sector	£ Corporate Bond

Identification Codes

Sedol Code	B7J60R4
Mex Code	MYKAAN
Isin Code	GB00B7J60R40
Citi Code	G6HX

Fund Overview

Mid (02/04/2026)	112.97p
Distribution yield	4.56%
Underlying yield	-
Fund size (28/02/2026)	£4366.43m
Number of holdings	1571
Ongoing Charges	0.11%
Launch date	29/06/2012

Fund Charges

Entry Charge	0.00%
Ongoing Charges	0.11%

Fund Background

Valuation frequency	Daily
Valuation point	12:00
Fund type	Unit Trust
Launch price	£1.00
Fund currency	Pound Sterling
Fund domicile	United Kingdom
ISA allowable	Yes
SIPP allowable	Yes

Dealing

Minimum Investment	£100000
Minimum Top Up	£100
Minimum Regular Saving	-
Settlement Period: Buy	3 days
Settlement Period: Sell	3 days
Pricing Basis	Forward
Dealing Decimals	3

Distribution Dates

Ex dividend date(s)	Income payment date(s)
02 December	31 January
02 January	28 February
03 February	31 March
03 March	30 April
01 April	31 May
01 May	30 June
02 June	31 July
01 July	31 August
01 August	30 September
01 September	31 October
01 October	30 November
03 November	31 December

Aims

The aim of the Fund is to seek to achieve a total return for investors by tracking closely the performance of the iBoxx £ Non-Gilts Overall TR Index by investing in fixed income securities contained in the Index. Investment will be made directly into constituent issues and via other transferable securities giving exposure to such issues. The Fund may also invest in permitted money market instruments, permitted deposits, and units in collective investment schemes. Derivatives and forward transactions may be used for the purposes of efficient portfolio management.

Performance




Discrete performance - to last month end

	31/03/21 to 31/03/22	31/03/22 to 31/03/23	31/03/23 to 31/03/24	31/03/24 to 31/03/25	31/03/25 to 31/03/26
Fund	-5.2%	-10.2%	6.2%	2.6%	4.2%
Sector	-4.2%	-9.1%	7.4%	3.2%	4.4%
Rank	64/86	53/89	69/91	60/92	46/92
Quartile	3	3	4	3	2

Annualised performance

	Annualised		
	3 Years to 31/03/26	5 Years to 31/03/26	10 Years to 31/03/26
Fund	4.4%	-0.7%	1.8%
Sector	5.0%	0.1%	2.3%
Rank	65/91	60/86	51/69
Quartile	3	3	3

Fund Managers



Name: Duncan Fergusson
 Manager for: 15 years, 9 months

Group Details

Group name	BlackRock Investment Management (UK) Limited
Group address	12 Throgmorton Avenue London EC2N 2DL
Group telephone	08457 405 405
Dealing telephone	0800 445522
Email	broker.services@blackrock.com
Homepage	www.blackrock.co.uk
Fax number	020 7743 1135


Important Information

- Source of portfolio data: Broadridge. Source of performance data: FE fundinfo. We can't predict the future. Past performance isn't a guide to future performance. The figures shown are intended only to demonstrate performance history of the fund, after allowing for the impact of ongoing charges, but take no account of product charges. Ongoing charges may vary in the future and may be higher than they are now. Fund performance is based upon the movement of the daily price and is shown as total return in GBP with income reinvested. The value of your client's investment can go down as well as up and the amount your client gets back may be less than they put in.
- This factsheet is for investment professionals and is for information purposes only. Should you wish to present any of this content to your client, please refer to similar pages on pru.co.uk. You should refer to your client's policy documentation and supporting brochures for fund availability, investment strategy, any product information and charges. Every care has been taken in populating this output, however it must be appreciated that neither Broadridge, Prudential nor their sources guarantee the accuracy, adequacy or completeness of this information or make any warranties regarding results from its usage.

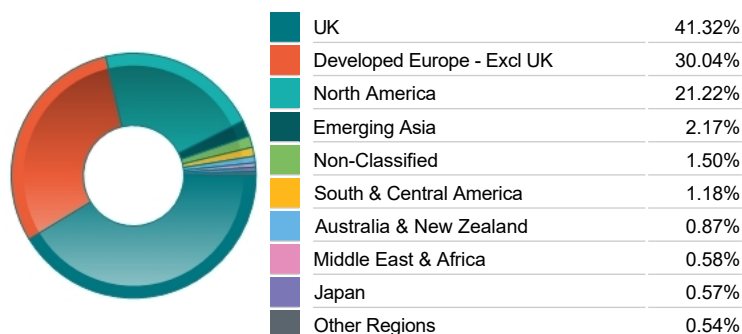
Top 10 Holdings

Name	% Weight	Sector	Country
1 KFW BANKENGRUPPE MTN 6 12/07/2028	0.57%	Bonds	Germany
2 European Investment Bank 6% 2028	0.43%	Bonds	Luxembourg
3 KFW MTN RegS 4.375 01/31/2028	0.43%	Bonds	Germany
4 EUROPEAN INVESTMENT BANK 5.625 06/07/2032	0.41%	Bonds	Luxembourg
5 KFW MTN RegS 3.75 07/30/2027	0.40%	Bonds	Germany
6 KFW MTN RegS 4.875 10/10/2028	0.37%	Bonds	Germany
7 KFW MTN RegS 3.75 01/09/2029	0.33%	Bonds	Germany
8 KFW BANKENGRUPPE MTN 5.75 06/07/2032	0.33%	Bonds	Germany
9 EUROPEAN INVESTMENT BANK 5 04/15/2039	0.30%	Bonds	Luxembourg
10 KFW MTN RegS 4 07/01/2031	0.29%	Bonds	Germany

Asset Allocation



Regional Allocation



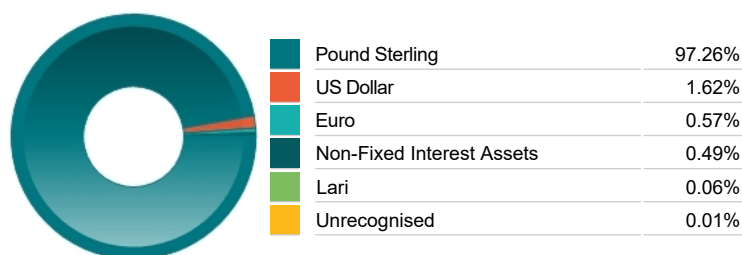
Bond Sector Breakdown

Bonds	99.51%
Cash and Equivalents	0.44%
Non-Classified	0.04%

Fixed Interest Quality Profile

AAA	19.76%
AA	10.35%
A	26.71%
BBB	30.63%
Sub-Investment Grade	1.10%
Unknown Quality	10.96%
Cash and Equivalents	0.44%
Other Asset Types	0.04%

Fixed Interest Currencies



Top Country Breakdown

United Kingdom	41.32%
United States	19.05%
France	8.07%
Germany	5.18%
Luxembourg	4.66%
Netherlands	4.64%
Canada	2.17%
Other Countries	14.91%

Fixed Interest Maturity Profile

< 5Yr Maturity	44.14%
5Yr - 10Yr Maturity	26.85%
10Yr - 15Yr Maturity	11.91%
> 15Yr Maturity	16.62%
Cash And Equivalents	0.44%
Unknown Maturity	0.04%

Important Information

- The Industry Classification Benchmark is a product of FTSE International Limited and has been licensed for use.
- "Prudential" is a trading name of The Prudential Assurance Company Limited, which is registered in England and Wales. Registered office at 10 Fenchurch Avenue, London EC3M 5AG. Registered number 15454. Authorised by the Prudential Regulation Authority and regulated by the Financial Conduct Authority and the Prudential Regulation Authority.