

Benchmark

Benchmark -

Identification Codes

Sedol Code BTCLCQ3
 Mex Code -
 Isin Code GB00BTCLCQ34
 Citi Code BDZFS

Fund Overview

Mid (09/04/2026) 148.39p
 Historic yield -
 Fund size (30/05/2025) £25.75m
 Number of holdings 39
 Ongoing Charges 0.91%
 Launch date -

Fund Charges

Entry Charge 0.00%
 Ongoing Charges 0.91%

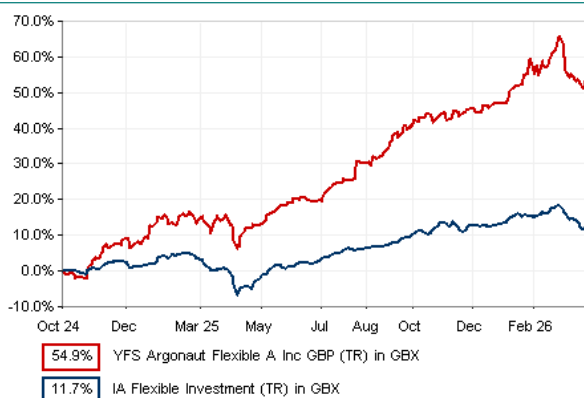
Fund Background

Valuation frequency -
 Valuation point -
 Fund type Not Applicable
 Launch price -
 Fund currency Pound Sterling
 Fund domicile -
 ISA allowable -
 SIPP allowable -

Dealing

Minimum Investment -
 Minimum Top Up -
 Minimum Regular Saving -
 Settlement Period: Buy 4 days
 Settlement Period: Sell 4 days
 Pricing Basis Forward
 Dealing Decimals 3

Performance



Discrete performance - to last month end

	31/03/21 to 31/03/22	31/03/22 to 31/03/23	31/03/23 to 31/03/24	31/03/24 to 31/03/25	31/03/25 to 31/03/26
Fund	n/a	n/a	n/a	n/a	37.3%
Sector	5.0%	-4.0%	10.1%	2.9%	12.4%
Rank	n/a	n/a	n/a	n/a	3/172
Quartile	n/a	n/a	n/a	n/a	1

Annualised performance

	Annualised		
	3 Years to 31/03/26	5 Years to 31/03/26	10 Years to 31/03/26
Fund	n/a	n/a	n/a
Sector	8.4%	5.1%	6.7%
Rank	n/a	n/a	n/a
Quartile	n/a	n/a	n/a

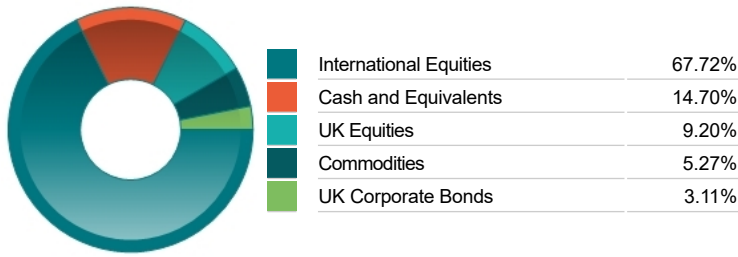
Group Details

Group name Yealand Fund Services Limited
 Group address Fountain Suite B, Lynch Wood Park, Lynch Wood, Peterborough, PE2 6FZ
 Group telephone 0345 850 0255
 Dealing telephone 0345 850 0255
 Email clientservices@yealand.com
 Homepage carvetian.com
 Fax number 01733 286833

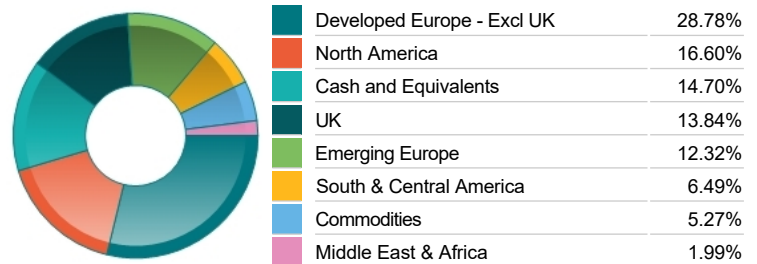
Top 10 Holdings

Name	% Weight	Sector	Country
1 AUTO1 GROUP SE	3.47%	Retailers	Germany
2 ANGLOGOLD ASHANTI	3.18%	Precious Metals & Mining	United Kingdom
3 NORWEGIAN AIR SHUTLE ASA	3.15%	Travel & Leisure	Norway
4 RHEINMETALL AG	3.12%	Aerospace & Defence	Germany
5 UK T Bill 0% 02/06/2025	3.11%	Bonds	United Kingdom
6 AVOLTA AG	3.09%	Retailers	Switzerland
7 RYANAIR HOLDINGS PUBLIC LIMITED COMPANY	3.05%	Travel & Leisure	Ireland
8 CARNIVAL CORPORATION.	3.01%	Travel & Leisure	United States
9 OTP BANK NYRT.	2.84%	Banks	Hungary
10 COCA-COLA HBC AG	2.70%	Beverages	Switzerland

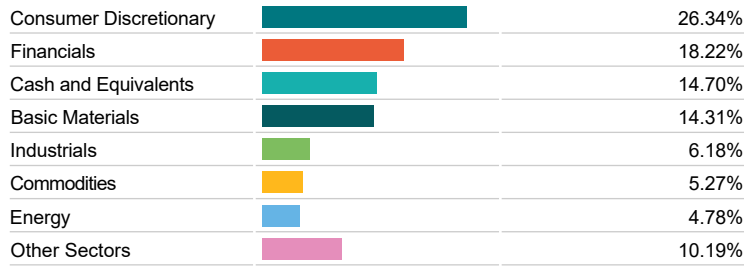
Asset Allocation



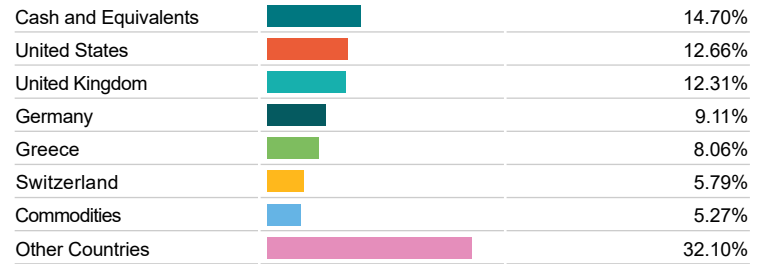
Regional Allocation



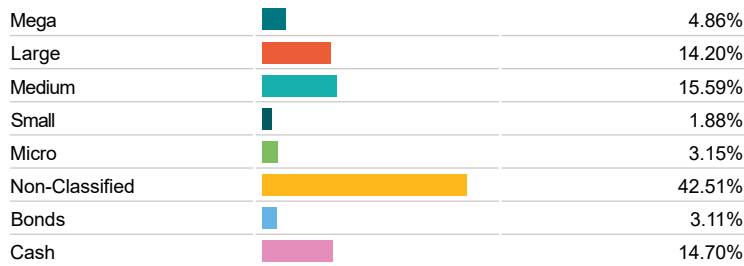
Equity Sector Breakdown



Top Country Breakdown



Breakdown By Market Cap (%)



Fixed Interest Currencies

