

### Benchmark

Benchmark	None
Benchmark Category	-
IA Sector	Volatility Managed

### Identification Codes

Sedol Code	BF99VY3
Mex Code	IQOWC
Isin Code	GB00BF99VY38
Citi Code	O8WO

### Fund Overview

Mid (02/04/2026)	73.48p
Historic yield	2.30%
Fund size (28/02/2026)	£597.73m
Number of holdings	6172
Ongoing Charges	0.28%
Launch date	10/11/2017

### Fund Charges

Entry Charge	0.00%
Ongoing Charges	0.28%

### Fund Background

Valuation frequency	Daily
Valuation point	12:00
Fund type	OEIC
Launch price	£0.50
Fund currency	Pound Sterling
Fund domicile	United Kingdom
ISA allowable	Yes
SIPP allowable	Yes

### Dealing

Minimum Investment	-
Minimum Top Up	-
Minimum Regular Saving	-
Settlement Period: Buy	4 days
Settlement Period: Sell	4 days
Pricing Basis	Forward
Dealing Decimals	2

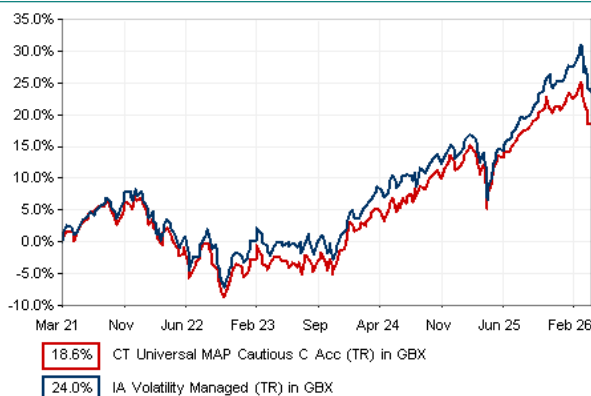
### Distribution Dates

Ex dividend date(s)	Income payment date(s)
01 January	28 February

### Aims

The Fund seeks to provide long term growth (combining capital and income) consistent with a Cautious volatility level over the long term.

### Performance



### Discrete performance - to last month end

	31/03/21 to 31/03/22	31/03/22 to 31/03/23	31/03/23 to 31/03/24	31/03/24 to 31/03/25	31/03/25 to 31/03/26
Fund	2.5%	-5.3%	9.0%	4.8%	6.9%
Sector	4.0%	-4.6%	9.6%	3.5%	10.1%
Rank	118/186	123/189	110/205	37/208	168/213
Quartile	3	3	3	1	4

### Annualised performance

	Annualised		
	3 Years to 31/03/26	5 Years to 31/03/26	10 Years to 31/03/26
Fund	6.9%	3.5%	n/a
Sector	7.7%	4.4%	5.5%
Rank	127/205	116/186	n/a
Quartile	3	3	n/a

### Fund Managers



Name: Paul Niven  
 Manager for: 8 years, 4 months

### Ratings

FE Crown



### Group Details

Group name	Columbia Threadneedle (UK) ICVC
Group address	Cannon Place 78 Cannon Street London EC4N 6AG
Group telephone	0845 799 2299
Dealing telephone	-
Email	-
Homepage	www.columbiathreadneedle.com
Fax number	-

### Important Information

- Source of portfolio data: Broadridge. Source of performance data: FE fundinfo. We can't predict the future. Past performance isn't a guide to future performance. The figures shown are intended only to demonstrate performance history of the fund, after allowing for the impact of ongoing charges, but take no account of product charges. Ongoing charges may vary in the future and may be higher than they are now. Fund performance is based upon the movement of the daily price and is shown as total return in GBP with income reinvested. The value of your client's investment can go down as well as up and the amount your client gets back may be less than they put in.
- This factsheet is for investment professionals and is for information purposes only. Should you wish to present any of this content to your client, please refer to similar pages on pru.co.uk. You should refer to your client's policy documentation and supporting brochures for fund availability, investment strategy, any product information and charges. Every care has been taken in populating this output, however it must be appreciated that neither Broadridge, Prudential nor their sources guarantee the accuracy, adequacy or completeness of this information or make any warranties regarding results from its usage.

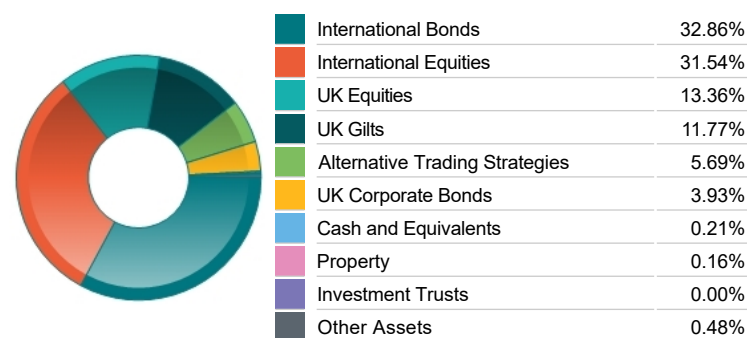
**Top 10 Fund Holdings**

Name	% Weight
1 CT Sterling Corporate Bond Class XGA	1.97%
2 NVIDIA CORPORATION	1.83%
3 APPLE	1.71%
4 US TREASURY N/B 04/30 3.875	1.10%
5 MICROSOFT CORPORATION	0.96%
6 HSBC HOLDINGS	0.88%
7 4½% Treasury Gilt 2035	0.87%
8 ASTRAZENECA	0.84%
9 AMAZON.COM	0.83%
10 4¼% Treasury Gilt 2035	0.79%

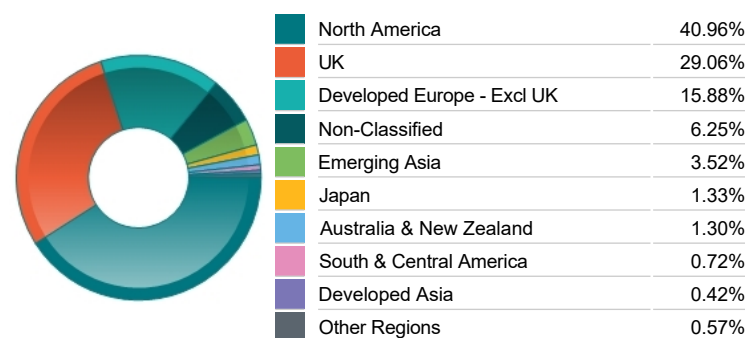
**Top 10 Holdings**

Name	% Weight
1 NVIDIA CORPORATION	1.87%
2 APPLE	1.74%
3 US TREASURY N/B 04/30 3.875	1.10%
4 MICROSOFT CORPORATION	0.99%
5 HSBC HOLDINGS	0.91%
6 4½% Treasury Gilt 2035	0.87%
7 ASTRAZENECA	0.87%
8 AMAZON.COM	0.85%
9 4¾% Treasury Gilt 2035	0.79%
10 4¼% Index-linked Treasury Stock 2030	0.78%

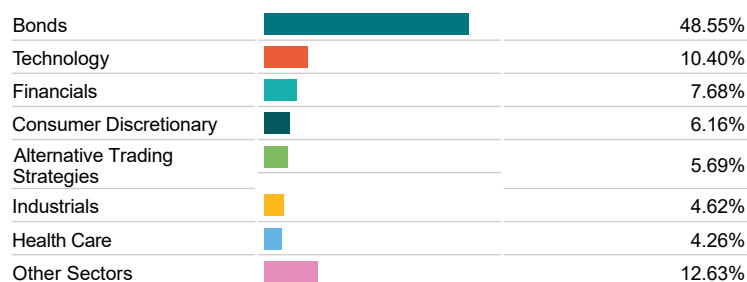
**Asset Allocation**



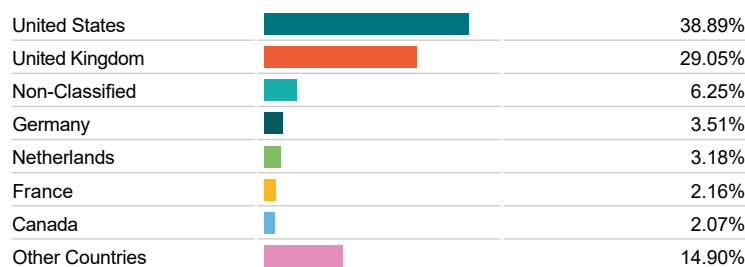
**Regional Allocation**



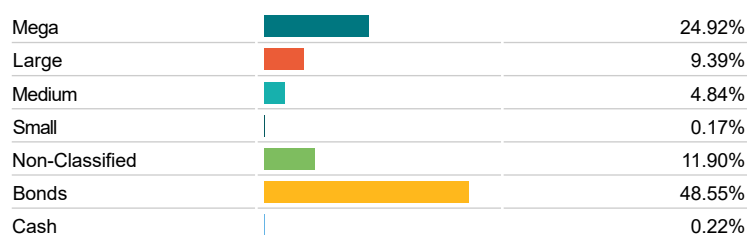
**Sector Breakdown**



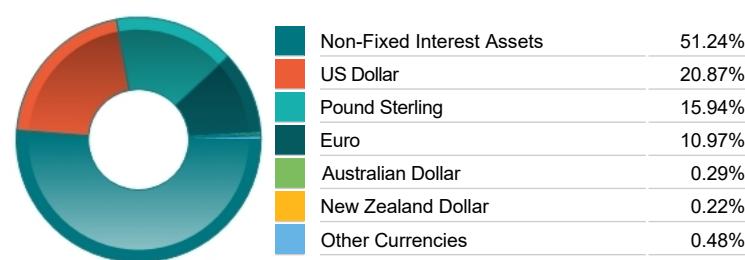
**Top Country Breakdown**



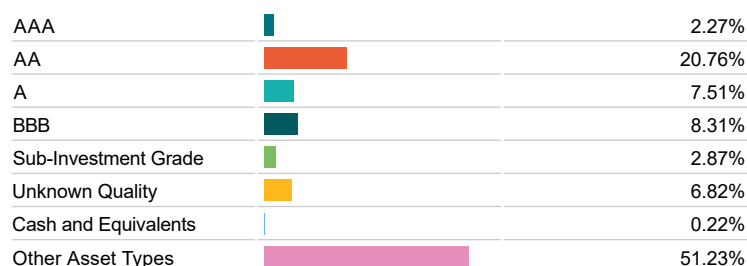
**Breakdown By Market Cap (%)**



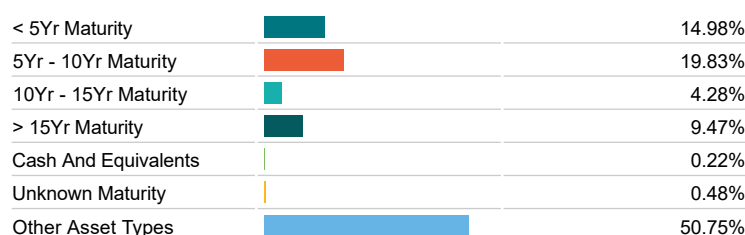
**Fixed Interest Currencies**



**Fixed Interest Quality Profile**



**Fixed Interest Maturity Profile**



**Important Information**

- The Industry Classification Benchmark is a product of FTSE International Limited and has been licensed for use.
- "Prudential" is a trading name of The Prudential Assurance Company Limited, which is registered in England and Wales. Registered office at 10 Fenchurch Avenue, London EC3M 5AG. Registered number 15454. Authorised by the Prudential Regulation Authority and regulated by the Financial Conduct Authority and the Prudential Regulation Authority.