

Benchmark

Benchmark	iBoxx Sterling Corporates GBP Index
ABI Sector	Sterling Corporate Bond

Identification Codes

Sedol Code	3283035
Mex Code	SBMGC
Isin Code	IE0032830352
Citi Code	S778

Fund Overview

Bid (02/04/2026)	2.40
Offer (02/04/2026)	2.53
Fund size (28/02/2026)	£4.95m
Underlying Fund size	£1228.90m
Number of holdings	286
Launch date	09/04/2003

Fund Charges

Annual Management Charge (AMC)	1.30%
Further Costs	0.00%
Yearly Total	1.30%

Aims

Objective: The investment strategy of the fund is to purchase units in the M&G Corporate Bond Fund - the underlying fund.

Underlying Fund Objective: The fund aims to provide a higher total return (the combination of capital growth and income), net of the Ongoing Charge Figure, than the average return of the iBoxx Sterling Corporates GBP Index over any five-year period. At least 70% of the fund is invested, directly or indirectly through derivatives, in investment grade corporate debt securities including investment grade Asset-Backed Securities. These securities can be issued by companies from anywhere in the world, including Emerging Markets. These securities are denominated in sterling or hedged back to sterling. Other investments may include: 1. debt securities issued or guaranteed by governments and their agencies, public authorities, quasi-sovereigns and supranational bodies, denominated in any currency; 2. below investment grade and unrated debt securities; 3. below investment grade and unrated Asset-Backed Securities; 4. other transferable securities, cash, and near cash, directly or via collective investment schemes (including funds managed by M&G). Investments in Asset-Backed Securities are limited to 20% of the fund. Derivatives may be used for investment purposes, efficient portfolio management and hedging.

Performance



Discrete performance - to last month end

	31/03/21 to 31/03/22	31/03/22 to 31/03/23	31/03/23 to 31/03/24	31/03/24 to 31/03/25	31/03/25 to 31/03/26
Fund	-5.4%	-8.6%	6.6%	1.4%	2.9%
Sector	-4.7%	-8.9%	5.7%	1.7%	3.7%
Rank	30/48	19/48	23/49	34/49	37/49
Quartile	3	2	2	3	3

Annualised performance

	Annualised		
	3 Years to 31/03/26	5 Years to 31/03/26	10 Years to 31/03/26
Fund	3.6%	-0.8%	1.6%
Sector	3.7%	-0.6%	1.5%
Rank	33/49	24/48	21/34
Quartile	3	2	3

Fund Managers



Name: Richard Woolnough Ben Lord
 Manager of the underlying fund for: 22 years, 1 months 6 years, 3 months

Ratings

FE Crown



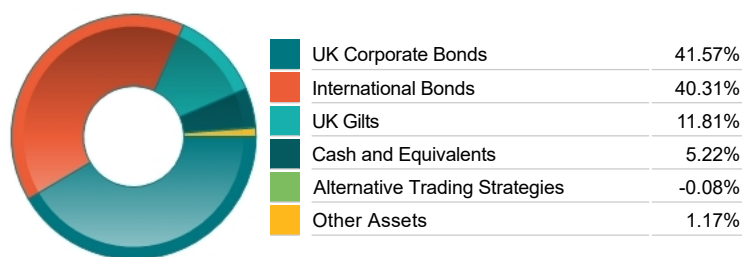
Important Information

- Because of changes in exchange rates the value of your investment, as well as any money you take from it, can go down as well as up.
- Some funds may invest in 'underlying' funds or other investment vehicles. The performance of our fund, compared to what it's invested in won't be exactly the same. That can be due to additional charges, cash management (needed to help people to enter and leave our fund when they want), tax and the timing of investments (this is known as a fund's dealing cycle, it varies between managers and can be several days).
- Source of portfolio data: Broadridge. Source of performance data: FE fundinfo. We can't predict the future. Past performance isn't a guide to future performance. The figures shown are intended only to demonstrate performance history of the fund, after allowing for the impact of fund charges and further costs, but take no account of product charges, or any Annual Management Charge paid for by the deduction of units. Charges and further costs may vary in the future and may be higher than they are now. Fund performance is based upon the movement of the daily price and is shown as total return in the fund's currency of denomination with gross income reinvested. The value of your client's investment can go down as well as up and the amount your client gets back may be less than they put in.
- This factsheet is for investment professionals and is for information purposes only. Should you wish to present any of this content to your client, please refer to similar pages on pru.co.uk. You should refer to your client's policy documentation and supporting brochures for fund availability, investment strategy, any product information and charges. Every care has been taken in populating this output, however it must be appreciated that neither Broadridge, Prudential nor their sources guarantee the accuracy, adequacy or completeness of this information or make any warranties regarding results from its usage.

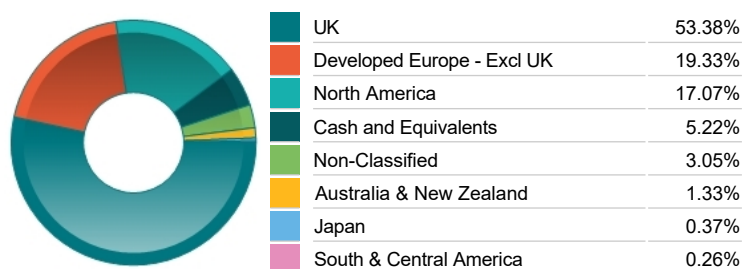
Top 10 Holdings

Name	% Weight	Sector	Country
1 4¼% Treasury Gilt 2046	3.41%	Bonds	United Kingdom
2 4¾% Treasury Gilt 2043	3.31%	Bonds	United Kingdom
3 M&G (LUX) FCP Sterling Liquidity Fund Z6A Acc	2.54%	Managed Funds	Non-Classified
4 4½% Treasury Gilt 2035	1.68%	Bonds	United Kingdom
5 BERKSHIRE HATHAWAY FINANCE CORP 2.375% 19/06/2039	1.51%	Bonds	United States
6 1½% Green Gilt 2053	1.38%	Bonds	United Kingdom
7 IMPERIAL BRANDS FINANCE PLC 4.875% 07/06/2032	1.28%	Bonds	United Kingdom
8 WELLCOME TRUST FINANCE PLC 4.625% 25/07/2036	1.26%	Bonds	United Kingdom
9 ENGIE SA 5.75% 28/10/2050	1.21%	Bonds	France
10 LLOYDS BANKING GROUP PLC 03/12/2035	1.13%	Bonds	United Kingdom


Asset Allocation



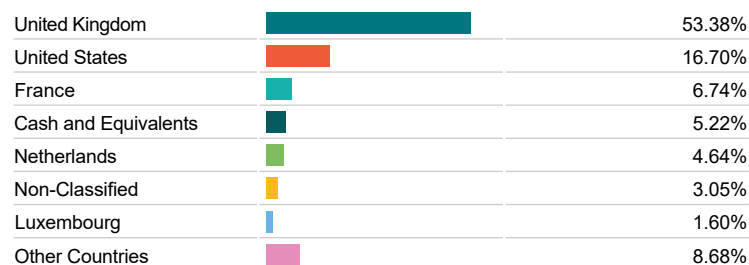
Regional Allocation



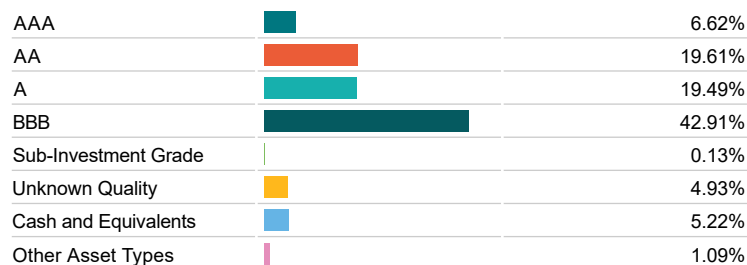
Bond Sector Breakdown



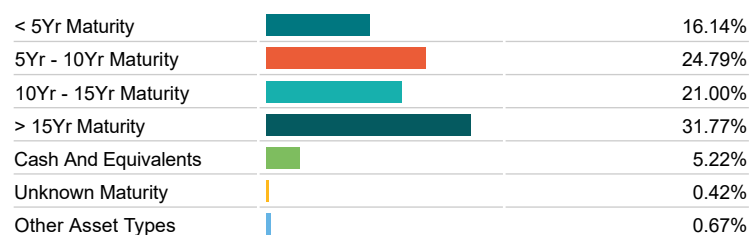
Top Country Breakdown



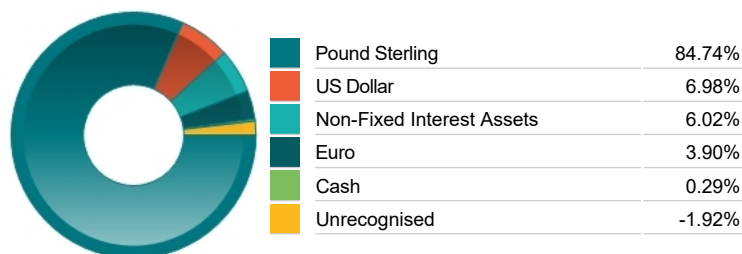
Fixed Interest Quality Profile



Fixed Interest Maturity Profile



Fixed Interest Currencies



Important Information

- Because of changes in exchange rates the value of your investment, as well as any money you take from it, can go down as well as up.
- The Industry Classification Benchmark is a product of FTSE International Limited and has been licensed for use.
- The registered office of Prudential International is in Ireland at Fitzwilliam Court, Leeson CI, Dublin 2, D02 TC95. Prudential International is a marketing name of Prudential International Assurance plc, a life assurance company operating from Ireland. Registration No. 209956. Prudential International Assurance plc is authorised and regulated by the Central Bank of Ireland and in the context of its UK regulated activities only, is authorised by the Prudential Regulation Authority and subject to regulation by the Financial Conduct Authority and limited regulation by the Prudential Regulation Authority. Details about the extent of our regulation by the Prudential Regulation Authority are available from us on request. Prudential International is part of the same corporate group as The Prudential Assurance Company Limited. Both The Prudential Assurance Company Limited and Prudential International are direct and indirect subsidiaries respectively of M&G plc, a company incorporated in the United Kingdom. The Prudential Assurance Company Limited is not affiliated in any manner with Prudential Financial, Inc, a company whose principal place of business is in the United States of America or Prudential plc, an international group incorporated in the United Kingdom.