

**Benchmark**

Benchmark	FTSE All-World Developed Europe ex UK Index Net
Benchmark Category	-
IA Sector	Europe Excluding UK

**Identification Codes**

Sedol Code	B7YLCD4
Mex Code	C5EDNB
Isin Code	GB00B7YLCD41
Citi Code	GPUL

**Fund Overview**

Mid (07/04/2026)	180.80p
Historic yield	1.32%
Fund size (28/02/2026)	£802.01m
Number of holdings	364
Ongoing Charges	0.90%
Launch date	08/10/2012

**Fund Charges**

Entry Charge	0.00%
Ongoing Charges	0.90%

**Fund Background**

Valuation frequency	Daily
Valuation point	12:00
Fund type	ICVC
Launch price	£0.50
Fund currency	Pound Sterling
Fund domicile	United Kingdom
ISA allowable	Yes
SIPP allowable	Yes

**Dealing**

Minimum Investment	£5000000
Minimum Top Up	£100000
Minimum Regular Saving	-
Settlement Period: Buy	3 days
Settlement Period: Sell	3 days
Pricing Basis	Forward
Dealing Decimals	3

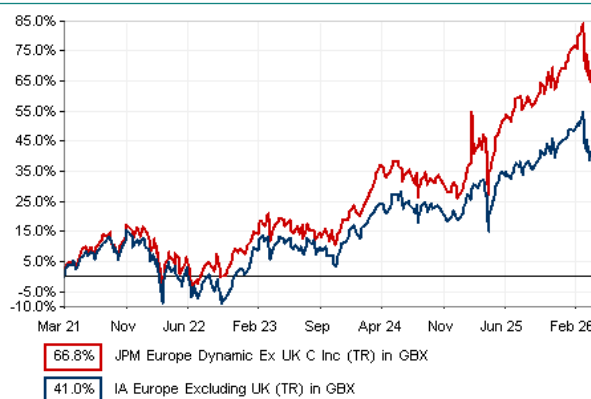
**Distribution Dates**

Ex dividend date(s)	Income payment date(s)
01 February	30 April

**Aims**

To maximise long-term capital growth by investing primarily in continental European equities.

**Performance**



**Discrete performance - to last month end**

	31/03/21 to 31/03/22	31/03/22 to 31/03/23	31/03/23 to 31/03/24	31/03/24 to 31/03/25	31/03/25 to 31/03/26
Fund	8.1%	8.4%	16.8%	2.1%	19.5%
Sector	4.2%	6.5%	12.3%	0.9%	12.1%
Rank	18/131	56/136	34/137	84/138	18/140
Quartile	1	2	1	3	1

**Annualised performance**

	Annualised		
	3 Years to 31/03/26	5 Years to 31/03/26	10 Years to 31/03/26
Fund	12.5%	10.8%	10.7%
Sector	8.3%	7.1%	8.7%
Rank	22/137	21/131	10/107
Quartile	1	1	1

**Fund Managers**



Name:	Alex Whyte	Jonathan Ingram	Blake Crawford
Manager for:	7 years	19 years	12 years, 7 months

**Ratings**

FE Crown



**Group Details**

Group name	JPMorgan Fund ICVC
Group address	JPMorgan Fund ICVC
Group telephone	1234567891
Dealing telephone	-
Email	-
Homepage	www.JPMAM.com
Fax number	-


**Important Information**

- Source of portfolio data: Broadridge. Source of performance data: FE fundinfo. We can't predict the future. Past performance isn't a guide to future performance. The figures shown are intended only to demonstrate performance history of the fund, after allowing for the impact of ongoing charges, but take no account of product charges. Ongoing charges may vary in the future and may be higher than they are now. Fund performance is based upon the movement of the daily price and is shown as total return in GBP with income reinvested. The value of your client's investment can go down as well as up and the amount your client gets back may be less than they put in.
- This factsheet is for investment professionals and is for information purposes only. Should you wish to present any of this content to your client, please refer to similar pages on pru.co.uk. You should refer to your client's policy documentation and supporting brochures for fund availability, investment strategy, any product information and charges. Every care has been taken in populating this output, however it must be appreciated that neither Broadridge, Prudential nor their sources guarantee the accuracy, adequacy or completeness of this information or make any warranties regarding results from its usage.

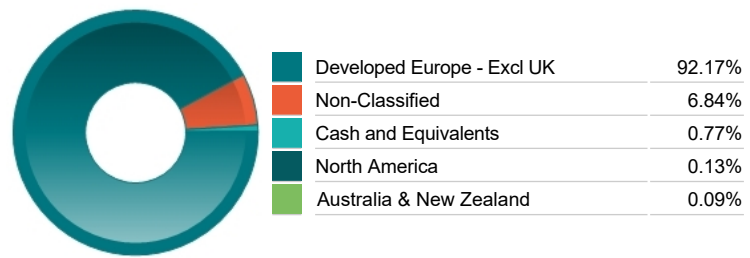
**Top 10 Holdings**

Name	% Weight	Sector	Country
1 ASML HOLDING N.V.	6.32%	Technology Hardware & Equipment	Netherlands
2 NOVARTIS AG	4.34%	Pharmaceuticals & Biotechnology	Switzerland
3 SAFRAN	3.76%	Aerospace & Defence	France
4 BANCO SANTANDER S.A.	3.36%	Banks	Spain
5 ALLIANZ SE	2.70%	Non-life Insurance	Germany
6 DEUTSCHE TELEKOM AG	2.69%	Telecommunications Service Providers	Germany
7 CARLSBERG A/S	2.39%	Beverages	Denmark
8 ENGIE	2.34%	Gas, Water & Multi-utilities	France
9 KONINKLIJKE AHOLD DELHAIZE N.V.	2.32%	Personal Care, Drug & Grocery Stores	Netherlands
10 AIR LIQUIDE(L')	2.25%	Chemicals	France

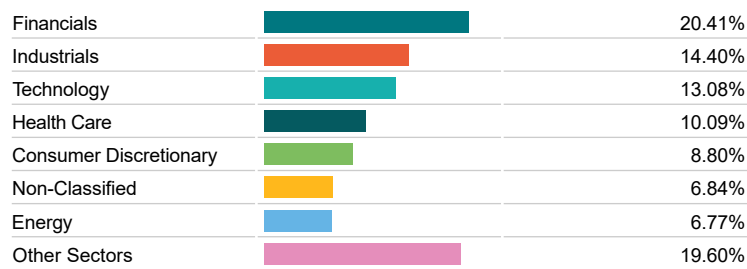
**Asset Allocation**



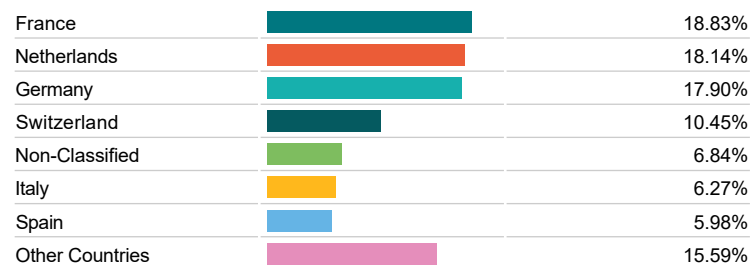
**Regional Allocation**



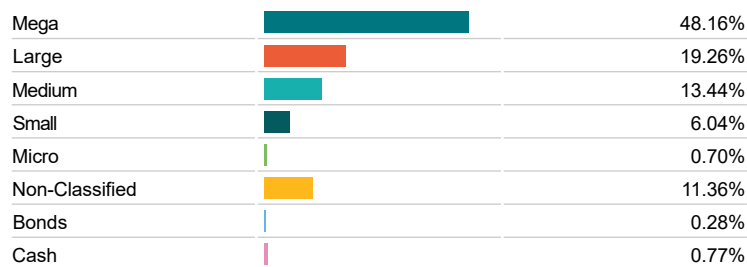
**Equity Sector Breakdown**



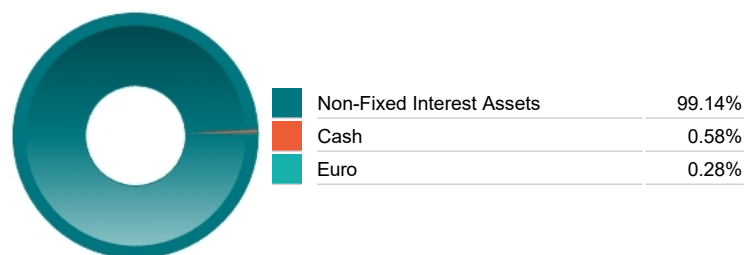
**Top Country Breakdown**



**Breakdown By Market Cap (%)**



**Fixed Interest Currencies**



**Important Information**

- The Industry Classification Benchmark is a product of FTSE International Limited and has been licensed for use.
- "Prudential" is a trading name of The Prudential Assurance Company Limited, which is registered in England and Wales. Registered office at 10 Fenchurch Avenue, London EC3M 5AG. Registered number 15454. Authorised by the Prudential Regulation Authority and regulated by the Financial Conduct Authority and the Prudential Regulation Authority.