

Benchmark

Benchmark	MSCI Emerging Markets (£)
Benchmark Category	-
IA Sector	Global Emerging Markets

Identification Codes

Sedol Code	BVRZK93
Mex Code	-
Isin Code	GB00BVRZK937
Citi Code	MKHI

Fund Overview

Mid (31/07/2025)	231.71p
Historic yield	0.87%
Fund size (31/05/2025)	£132.07m
Number of holdings	44
Ongoing Charges	0.92%
Launch date	27/07/2015

Fund Charges

Entry Charge	0.00%
Ongoing Charges	0.92%

Fund Background

Valuation frequency	Daily
Valuation point	12:00
Fund type	ICVC
Launch price	£1.00
Fund currency	Pound Sterling
Fund domicile	United Kingdom
ISA allowable	Yes
SIPP allowable	Yes

Dealing

Minimum Investment	£10000000
Minimum Top Up	£0
Minimum Regular Saving	-
Settlement Period: Buy	3 days
Settlement Period: Sell	3 days
Pricing Basis	Forward
Dealing Decimals	4

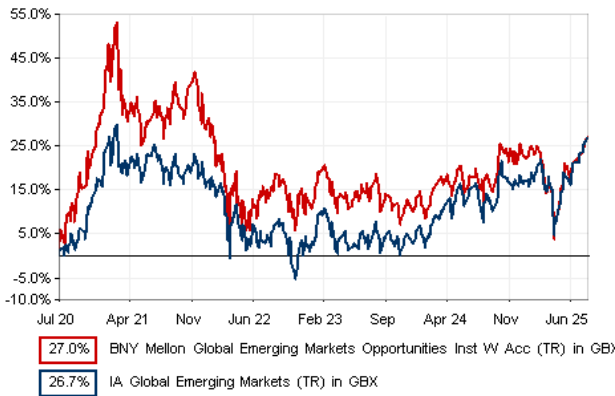
Distribution Dates

Ex dividend date(s)	Income payment date(s)
03 July	31 August

Aims

The investment objective of the Fund is to achieve long term capital growth.

Performance



Discrete performance - to last month end

	31/07/20 to 31/07/21	31/07/21 to 31/07/22	31/07/22 to 31/07/23	31/07/23 to 31/07/24	31/07/24 to 31/07/25
Fund	28.4%	-11.2%	3.4%	-1.7%	9.6%
Sector	18.0%	-12.3%	3.8%	5.3%	12.1%
Rank	22/144	59/159	99/165	154/167	132/171
Quartile	1	2	3	4	4

Annualised performance

		3 Years to 31/07/25	5 Years to 31/07/25	10 Years to 31/07/25
Fund		3.6%	4.9%	8.8%
Sector		7.0%	4.9%	6.8%
Rank		147/164	81/143	11/106
Quartile		4	3	1

Fund Managers



Name: Alex Khosla
Manager for: 0 years, 2 months

Ratings

FE Crown



Group Details

Group name	BNY Mellon Fund Management (Luxembourg) S.A.
Group address	BNY Mellon Asset Management International Limited The Bank of New York Mellon Centre 160 Queen Victoria Street London EC4V 4LA United Kingdom
Group telephone	0500 66 00 00
Dealing telephone	-
Email	-
Homepage	www.bnymellonam.com
Fax number	-

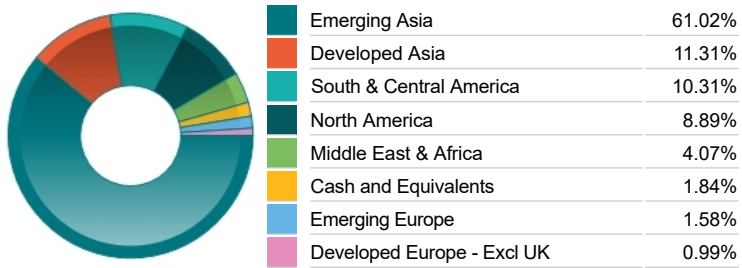
Top 10 Holdings

Name	% Weight	Sector	Country
1 TAIWAN SEMICONDUCTOR MANUFACTURING COMPANY LIMITED	8.56%	Technology Hardware & Equipment	Taiwan
2 TENCENT HOLDINGS LIMITED	5.38%	Software & Computer Services	Hong Kong
3 HDFC BANK LIMITED	3.72%	Banks	India
4 TITAN CO LTD	3.30%	Personal Goods	India
5 MIDEA GROUP CO	3.20%	Household Goods & Home Construction	China
6 SK HYNIX	3.10%	Technology Hardware & Equipment	South Korea
7 MERCADOLIBRE	2.90%	Consumer Services	United States
8 CONTEMPORARY AMPEREX TECHNOLOGY CO. LIMITED	2.80%	Electronic & Electrical Equipment	China
9 MAKEMYTRIP LIMITED	2.70%	Travel & Leisure	United States
10 MAHINDRA AND MAHINDRA LIMITED	2.68%	Automobiles & Parts	India

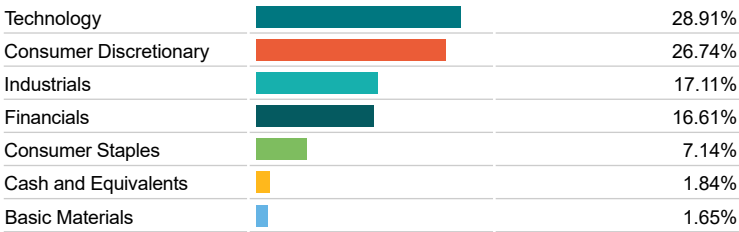
Asset Allocation



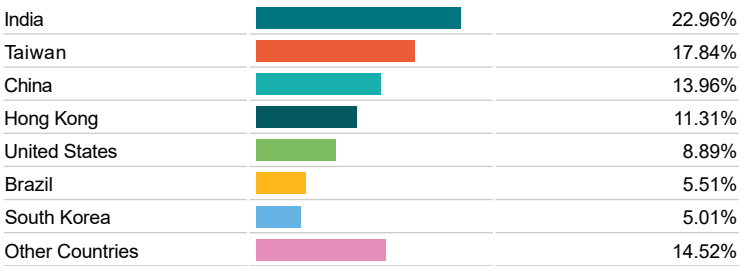
Regional Allocation



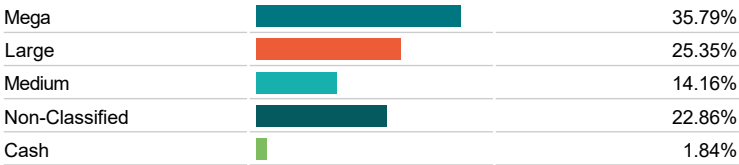
Equity Sector Breakdown




Top Country Breakdown



Breakdown By Market Cap (%)



Fixed Interest Currencies



Important Information

- The Industry Classification Benchmark is a product of FTSE International Limited and has been licensed for use.
- "Prudential" is a trading name of The Prudential Assurance Company Limited, which is registered in England and Wales. Registered office at 10 Fenchurch Avenue, London EC3M 5AG. Registered number 15454. Authorised by the Prudential Regulation Authority and regulated by the Financial Conduct Authority and the Prudential Regulation Authority.