

Benchmark

Benchmark	MSCI AC World (Net of Lux)
Benchmark Category	-
IA Sector	Global Equity Income

Identification Codes

Sedol Code	B7GJPN7
Mex Code	FICNRI
Isin Code	GB00B7GJPN73
Citi Code	GMTX

Fund Overview

Mid (02/04/2026)	431.60p
Historic yield	2.30%
Fund size (31/01/2026)	£3755.43m
Number of holdings	213
Ongoing Charges	0.91%
Launch date	15/10/2012

Fund Charges

Entry Charge	0.00%
Ongoing Charges	0.91%

Fund Background

Valuation frequency	Daily
Valuation point	12:00
Fund type	OEIC
Launch price	£1.00
Fund currency	Pound Sterling
Fund domicile	United Kingdom
ISA allowable	Yes
SIPP allowable	Yes

Dealing

Minimum Investment	£1000
Minimum Top Up	£250
Minimum Regular Saving	-
Settlement Period: Buy	3 days
Settlement Period: Sell	3 days
Pricing Basis	Forward
Dealing Decimals	2

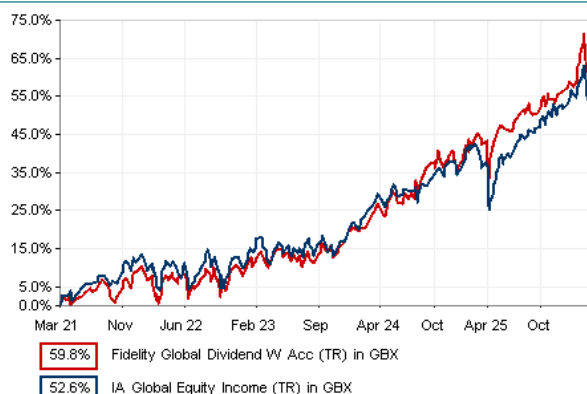
Distribution Dates

Ex dividend date(s)	Income payment date(s)
03 March	30 April

Aims

The Fund's investment objective is to achieve income and long-term capital growth from a portfolio consisting primarily of the shares of companies from around the world. The ACD will choose investments which it believes offer attractive dividend yields in addition to price appreciation. The Fund may also invest in other transferable securities, units in collective investment schemes, money market instruments, cash and deposits.

Performance



Discrete performance - to last month end

	31/03/21 to 31/03/22	31/03/22 to 31/03/23	31/03/23 to 31/03/24	31/03/24 to 31/03/25	31/03/25 to 31/03/26
Fund	8.1%	4.8%	12.3%	11.4%	12.8%
Sector	11.8%	2.3%	13.3%	4.8%	12.3%
Rank	39/47	15/49	29/52	5/53	29/55
Quartile	4	2	3	1	3

Annualised performance

	Annualised		
	3 Years to 31/03/26	5 Years to 31/03/26	10 Years to 31/03/26
Fund	12.2%	9.8%	10.4%
Sector	10.1%	8.8%	9.3%
Rank	14/52	19/47	14/33
Quartile	2	2	2

Fund Managers



Name: Daniel Roberts
 Manager for: 14 years, 2 months

Ratings

FE Crown



Group Details

Group name	Fidelity International (Onshore)
Group address	Oakhill House 130 Tonbridge Road Hildenborough Kent TN11 9DZ
Group telephone	0800 41 41 81
Dealing telephone	0800 41 41 81
Email	brokerline@uk.fid-intl.com
Homepage	www.fidelity.co.uk
Fax number	0800 783 9646

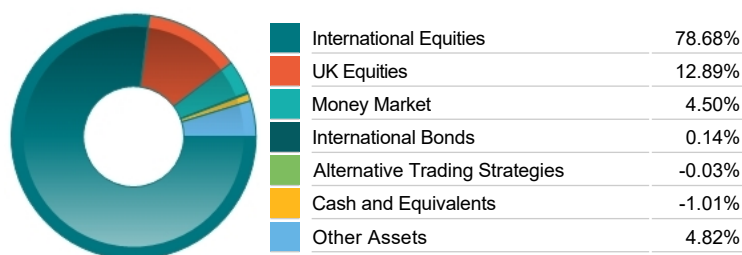
Important Information

- Source of portfolio data: Broadridge. Source of performance data: FE fundinfo. We can't predict the future. Past performance isn't a guide to future performance. The figures shown are intended only to demonstrate performance history of the fund, after allowing for the impact of ongoing charges, but take no account of product charges. Ongoing charges may vary in the future and may be higher than they are now. Fund performance is based upon the movement of the daily price and is shown as total return in GBP with income reinvested. The value of your client's investment can go down as well as up and the amount your client gets back may be less than they put in.
- This factsheet is for investment professionals and is for information purposes only. Should you wish to present any of this content to your client, please refer to similar pages on pru.co.uk. You should refer to your client's policy documentation and supporting brochures for fund availability, investment strategy, any product information and charges. Every care has been taken in populating this output, however it must be appreciated that neither Broadridge, Prudential nor their sources guarantee the accuracy, adequacy or completeness of this information or make any warranties regarding results from its usage.

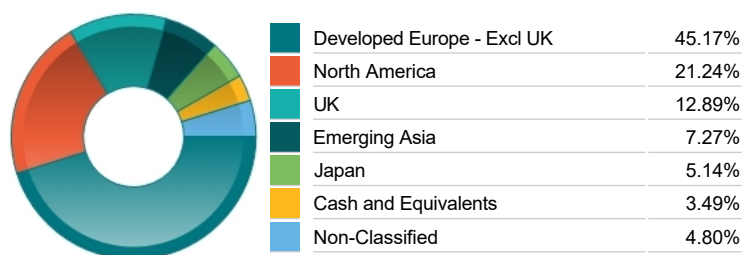
Top 10 Holdings

Name	% Weight	Sector	Country
1 TAIWAN SEMICONDUCTOR MANUFACTURING COMPANY LIMITED	4.27%	Technology Hardware & Equipment	Taiwan
2 ROCHE HOLDING AG	3.93%	Pharmaceuticals & Biotechnology	Switzerland
3 UNILEVER	3.76%	Personal Care, Drug & Grocery Stores	United Kingdom
4 NOVARTIS AG	3.56%	Pharmaceuticals & Biotechnology	Switzerland
5 NATIONAL GRID	3.55%	Gas, Water & Multi-utilities	United Kingdom
6 VINCI	3.38%	Construction & Materials	France
7 DEUTSCHE BORSE AKTIENGESELLSCHAFT	3.04%	Investment Banking & Brokerage Services	Germany
8 LEGRAND	3.04%	Electronic & Electrical Equipment	France
9 SAMSUNG ELECTRONICS CO. LTD	3.00%	Telecommunications Equipment	South Korea
10 IBERDROLA SA	2.98%	Electricity	Spain

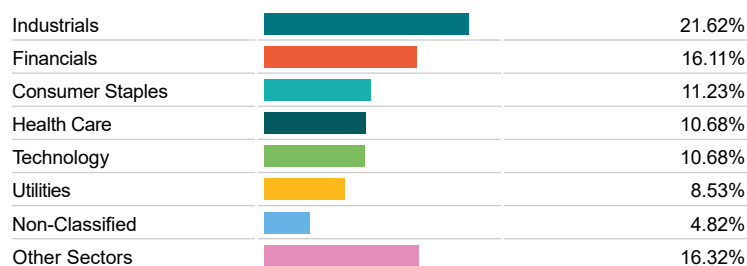
Asset Allocation



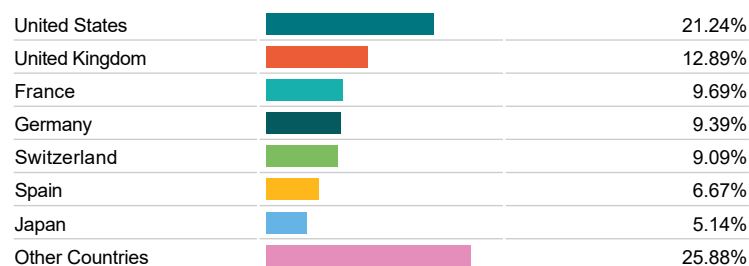
Regional Allocation



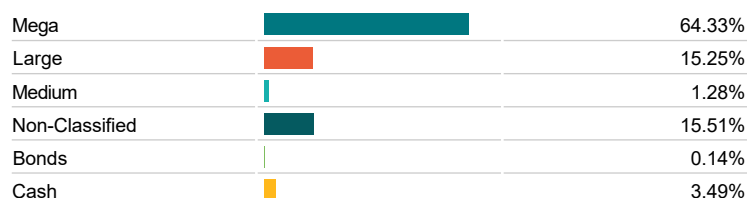
Equity Sector Breakdown



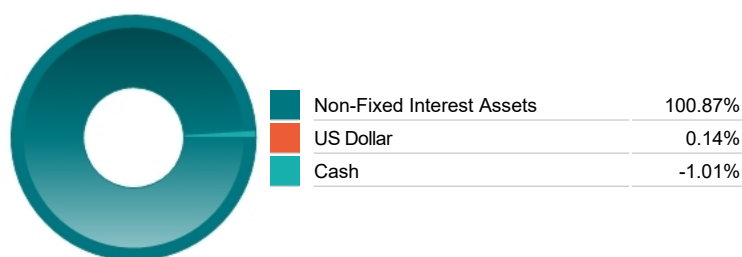
Top Country Breakdown



Breakdown By Market Cap (%)



Fixed Interest Currencies



Important Information

- The Industry Classification Benchmark is a product of FTSE International Limited and has been licensed for use.
- "Prudential" is a trading name of The Prudential Assurance Company Limited, which is registered in England and Wales. Registered office at 10 Fenchurch Avenue, London EC3M 5AG. Registered number 15454. Authorised by the Prudential Regulation Authority and regulated by the Financial Conduct Authority and the Prudential Regulation Authority.