

Benchmark

Benchmark	NONE - The Fund is assigned to the Flexible Investment IA sector and this can be used as a comparator of performance for the Fund.
Benchmark Category	Comparator
IA Sector	Flexible Investment

Identification Codes

Sedol Code	BN0S2V9
Mex Code	-
Isin Code	GB00BN0S2V92
Citi Code	WPKC

Fund Overview

Mid (09/04/2026)	145.33p
Historic yield	-
Fund size (30/09/2025)	£180.71m
Number of holdings	3876
Ongoing Charges	0.45%
Launch date	23/11/2020

Fund Charges

Entry Charge	0.00%
Ongoing Charges	0.45%

Fund Background

Valuation frequency	Daily
Valuation point	12:00
Fund type	OEIC
Launch price	£1.00
Fund currency	Pound Sterling
Fund domicile	United Kingdom
ISA allowable	Yes
SIPP allowable	Yes

Dealing

Minimum Investment	-
Minimum Top Up	-
Minimum Regular Saving	-
Settlement Period: Buy	3 days
Settlement Period: Sell	3 days
Pricing Basis	Forward
Dealing Decimals	3

Distribution Dates

Ex dividend date(s)	Income payment date(s)
31 March	31 May
30 September	30 November

Aims

The investment objective of CG AJ Bell Responsible Growth is to achieve capital growth over the long-term (5 years) through investment in assets with a responsible strategy that follow a responsible strategy. Capital is in fact at risk and there is no guarantee that capital growth will be achieved over a 5 year, or any, period

Performance




Discrete performance - to last month end

	31/03/21 to 31/03/22	31/03/22 to 31/03/23	31/03/23 to 31/03/24	31/03/24 to 31/03/25	31/03/25 to 31/03/26
Fund	7.0%	-4.2%	9.9%	4.1%	11.6%
Sector	5.0%	-4.0%	10.1%	2.9%	12.4%
Rank	52/139	79/150	93/155	65/163	102/172
Quartile	2	3	3	2	3

Annualised performance

	Annualised		
	3 Years to 31/03/26	5 Years to 31/03/26	10 Years to 31/03/26
Fund	8.5%	5.5%	n/a
Sector	8.4%	5.1%	6.7%
Rank	93/155	66/139	n/a
Quartile	3	2	n/a

Fund Managers



Name: AJ Bell Investments LLP
 Manager for: 5 years, 4 months

Ratings

FE Crown



Group Details

Group name	Carne Global Fund Managers (UK) Limited
Group address	107 Cheapside, London, EC2V 6DN
Group telephone	0 203 973 0100
Dealing telephone	-
Email	globalfundsolutions@carnegroup.com;ReportingServices@carnegroup.com
Homepage	https://www.carnegroup.com/location/london
Fax number	-

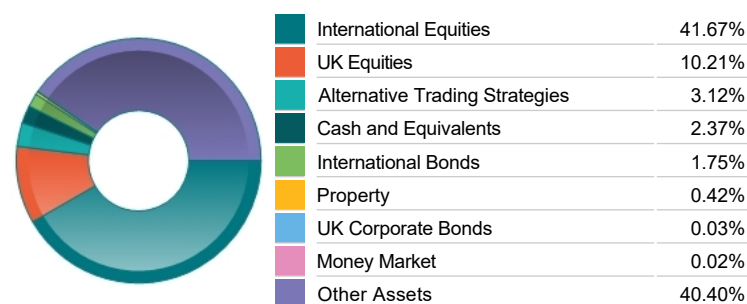
Top 10 Fund Holdings

Name	% Weight	Sector	Country
1 XTrackers Xtrackers MSCI USA ESG UCITS ETF 1C	17.22%	Managed Funds	Managed Funds
2 Amundi ETF Index MSCI Europe SRI UCITS ETF DR	15.69%	Managed Funds	Managed Funds
3 XTrackers Xtrackers MSCI Emerging Markets ESG UCITS ETF 1C	11.32%	Managed Funds	Managed Funds
4 UBS (Lux) Fund Solutions UBS MSCI United Kingdom IMI Socially Responsible UCITS ETF GBP dis -	10.61%	Managed Funds	Managed Funds
5 Amundi ETF MSCI UK IMI SRI UCITS ETF GBP C	10.40%	Managed Funds	Managed Funds
6 Amundi ETF Amundi MSCI Emerging Ex China UCITS ETF Acc	8.21%	Managed Funds	Managed Funds
7 iShares iShares IV plc MSCI Japan SRI UCITS ETF	6.85%	Managed Funds	Managed Funds
8 iShares iShares IV plc MSCI USA SRI UCITS ETF USD (Acc)	3.80%	Managed Funds	Managed Funds
9 Invesco Markets Plc Invesco Global High Yield Corporate Bond ESG Climate Transition UCITS ETF GBP PffHedged	3.16%	Managed Funds	Managed Funds
10 UBS (Lux) Fund Solutions UBS MSCI China Universal UCITS ETF USD dis -	3.11%	Managed Funds	Managed Funds

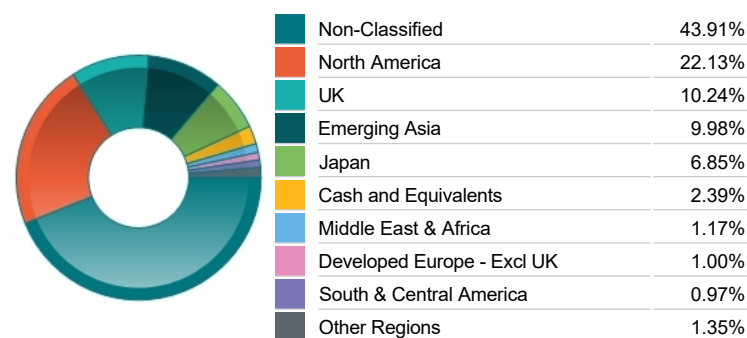
Top 10 Holdings

Name	% Weight	Sector	Country
1 NVIDIA CORPORATION	2.39%	Technology Hardware & Equipment	United States
2 MICROSOFT CORPORATION	2.05%	Software & Computer Services	United States
3 TAIWAN SEMICONDUCTOR MANUFACTURING COMPANY LIMITED	1.65%	Technology Hardware & Equipment	Taiwan
4 ALIBABA GROUP HOLDING LIMITED	0.89%	Retailers	China
5 TESLA	0.89%	Automobiles & Parts	United States
6 ALPHABET	0.76%	Software & Computer Services	United States
7 ALPHABET	0.65%	Software & Computer Services	United States
8 UNILEVER	0.55%	Personal Care, Drug & Grocery Stores	United Kingdom
9 GSK	0.55%	Pharmaceuticals & Biotechnology	United Kingdom
10 HSBC HOLDINGS	0.53%	Banks	United Kingdom

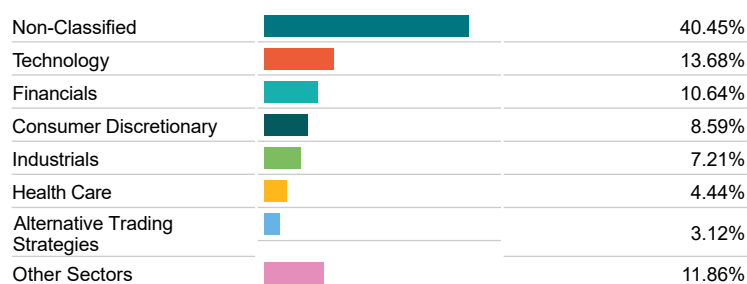
Asset Allocation



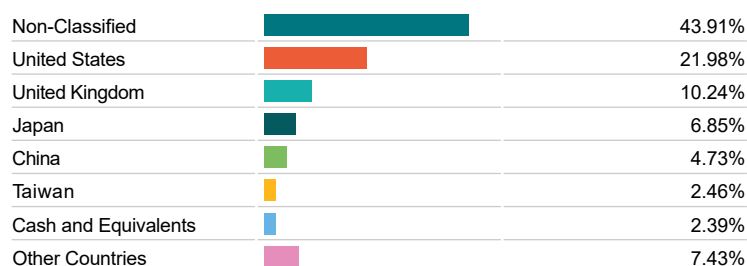
Regional Allocation



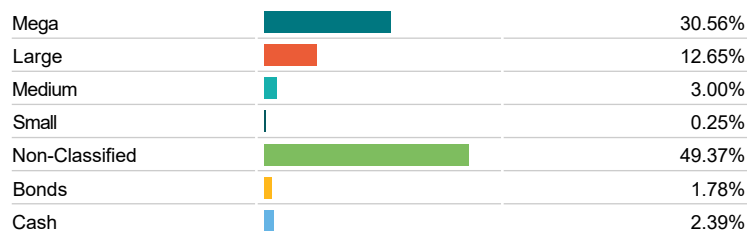
Sector Breakdown



Top Country Breakdown



Breakdown By Market Cap (%)



Fixed Interest Currencies

