

M&G Pan European Select Smaller Companies (Merged into European Sustain Paris Aligned) Class I GBP Inc



Benchmark

Benchmark	EMIX Smaller European Companies Index
Benchmark Category	Target
IA Sector	European Smaller Companies

Identification Codes

Sedol Code	B7FHDW7
Mex Code	-
Isin Code	GB00B7FHDW79
Citi Code	0ZDG

Fund Overview

Mid (10/12/2021)	2592.66p
Historic yield	0.68%
Fund size (30/11/2021)	£136.24m
Number of holdings	64
Ongoing Charges	0.85%
Launch date	30/09/1996

Fund Charges

Entry Charge	-
Ongoing Charges	0.85%

Fund Background

Valuation frequency	Daily
Valuation point	12:00
Fund type	OEIC
Launch price	€0.50
Fund currency	Pound Sterling
Fund domicile	United Kingdom
ISA allowable	Yes
SIPP allowable	Yes

Dealing

Minimum Investment	-
Minimum Top Up	-
Minimum Regular Saving	-
Settlement Period: Buy	3 days
Settlement Period: Sell	3 days
Pricing Basis	Forward
Dealing Decimals	3

Aims

The Fund aims to provide a higher total return (the combination of capital growth and income) than that of the EMIX Smaller European Companies Index, net of the Ongoing Charges Figure, over any five-year period.

Performance

No data available! Please enter a valid code!

Fund Managers



Name: Michael Oliveros
Manager for: 9 years, 5 months

Ratings

FE Crown



Group Details

Group name	M&G Investments
Group address	10 Fenchurch Avenue London EC3M 5AG United Kingdom
Group telephone	0800 390 390
Dealing telephone	0800 328 3196
Email	info@mandg.co.uk
Homepage	www.mandg.co.uk
Fax number	-

Important Information


- Source of portfolio data: Broadridge. Source of performance data: FE fundinfo. We can't predict the future. Past performance isn't a guide to future performance. The figures shown are intended only to demonstrate performance history of the fund, after allowing for the impact of ongoing charges, but take no account of product charges. Ongoing charges may vary in the future and may be higher than they are now. Fund performance is based upon the movement of the daily price and is shown as total return in GBP with income reinvested. The value of your investment can go down as well as up so you might get back less than you put in.
- This factsheet is for information purposes only. If there is information or terminology included that you would like to discuss, then please contact an adviser. Investors should refer to their policy documentation and supporting brochures for fund availability, investment strategy, any product information and charges. Every care has been taken in populating this output, however it must be appreciated that neither Broadridge, Prudential nor their sources guarantee the accuracy, adequacy or completeness of this information or make any warranties regarding results from its usage

Portfolio data accurate as at: 30/11/21

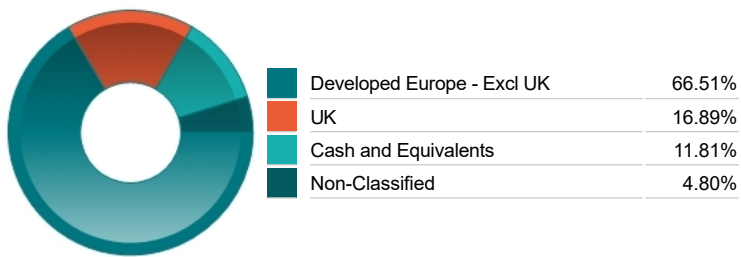
Top 10 Holdings

Name	% Weight	Sector	Country
1 NORTHERN TRUST GLOBAL FDS PLC(THE)	4.80%	Managed Funds	Non-Classified
2 SIGMAROC	4.51%	Construction & Materials	United Kingdom
3 LABORATORIOS FARMACEUTOCOS ROVI SA	3.89%	Pharmaceuticals & Biotechnology	Spain
4 NX FILTRATION HLDG BV	3.22%	Industrial Engineering	Netherlands
5 FINTECH GROUP AG	3.20%	Investment Banking & Brokerage Services	Germany
6 FLUIDRA SA	3.13%	Construction & Materials	Spain
7 ALK-ABELLO A/S	3.04%	Pharmaceuticals & Biotechnology	Denmark
8 AALBERTS NV	2.85%	Electronic & Electrical Equipment	Netherlands
9 FRIEDRICH VORWERK GRP SE	2.69%	Construction & Materials	Germany
10 DSV AS	2.54%	Industrial Transportation	Denmark

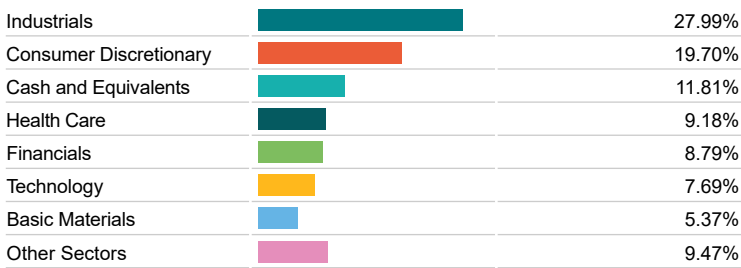
Asset Allocation



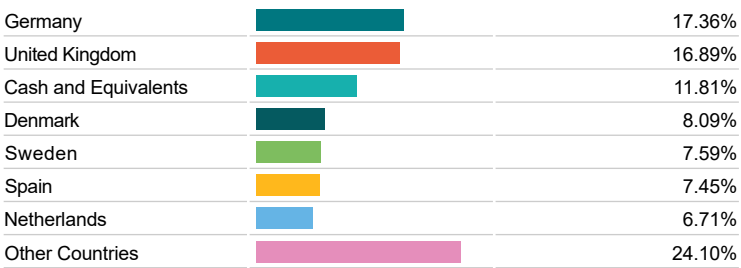
Regional Allocation



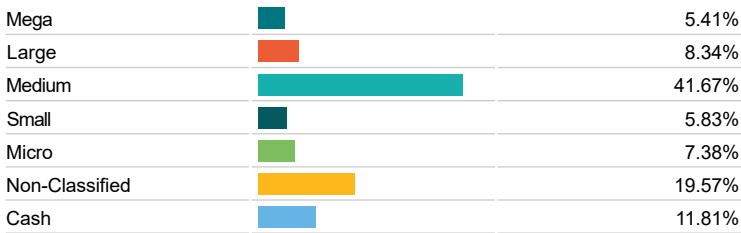
Equity Sector Breakdown



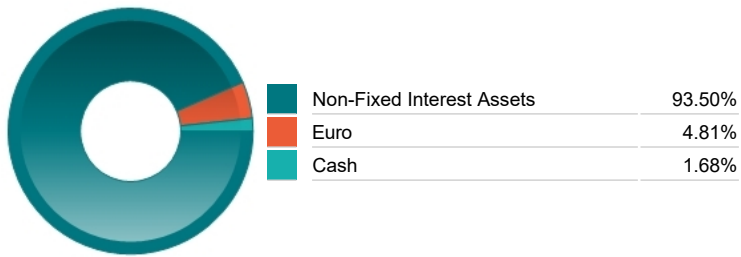
Top Country Breakdown



Breakdown By Market Cap (%)



Fixed Interest Currencies



Important Information

- The Industry Classification Benchmark is a product of FTSE International Limited and has been licensed for use.
- "Prudential" is a trading name of The Prudential Assurance Company Limited, which is registered in England and Wales. Registered office at 10 Fenchurch Avenue, London EC3M5AG. Registered number 15454. Authorised by the Prudential Regulation Authority and regulated by the Financial Conduct Authority and the Prudential Regulation Authority.