

## Benchmark

Benchmark	FTSE World Europe ex UK Index
Benchmark Category	Target
IA Sector	Europe Excluding UK

## Identification Codes

Sedol Code	3092918
Mex Code	-
Isin Code	GB0030929185
Citi Code	PK59

## Fund Overview

Mid (30/06/2023)	99.56p
Historic yield	2.80%
Fund size (31/05/2023)	£88.25m
Number of holdings	455
Ongoing Charges	0.50%
Launch date	31/01/2000

## Fund Charges

Entry Charge	-
Ongoing Charges	0.50%

## Fund Background

Valuation frequency	Daily
Valuation point	12:00
Fund type	OEIC
Launch price	€0.50
Fund currency	Pound Sterling
Fund domicile	United Kingdom
ISA allowable	Yes
SIPP allowable	Yes

## Dealing

Minimum Investment	£500
Minimum Top Up	£100
Minimum Regular Saving	£10
Settlement Period: Buy	3 days
Settlement Period: Sell	3 days
Pricing Basis	Forward
Dealing Decimals	3

## Aims

The Fund aims to track the performance of the FTSE World Europe ex UK Index, gross of the Ongoing Charge Figure (OCF).  
The return received by shareholders will be reduced by the effects of charges.

## Performance

No data available! Please enter a valid code!

## Fund Managers



Name: Nigel Booth  
Manager for: 22 years, 8 months

## Group Details

Group name	M&G Investments
Group address	10 Fenchurch Avenue London EC3M 5AG United Kingdom
Group telephone	0800 390 390
Dealing telephone	0800 328 3196
Email	info@mandg.co.uk
Homepage	www.mandg.co.uk
Fax number	-

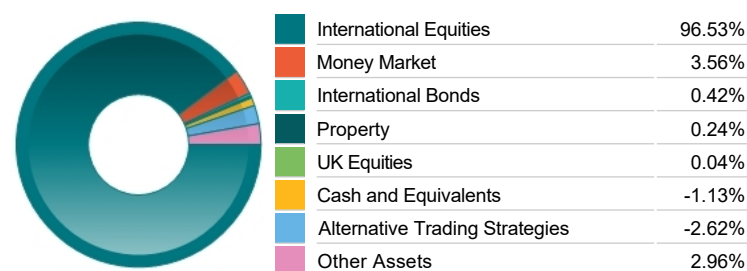
## Important Information

- Source of portfolio data: Broadridge. Source of performance data: FE fundinfo. We can't predict the future. Past performance isn't a guide to future performance. The figures shown are intended only to demonstrate performance history of the fund, after allowing for the impact of ongoing charges, but take no account of product charges. Ongoing charges may vary in the future and may be higher than they are now. Fund performance is based upon the movement of the daily price and is shown as total return in GBP with income reinvested. The value of your investment can go down as well as up so you might get back less than you put in.
- This factsheet is for information purposes only. If there is information or terminology included that you would like to discuss, then please contact an adviser. Investors should refer to their policy documentation and supporting brochures for fund availability, investment strategy, any product information and charges. Every care has been taken in populating this output, however it must be appreciated that neither Broadridge, Prudential nor their sources guarantee the accuracy, adequacy or completeness of this information or make any warranties regarding results from its usage

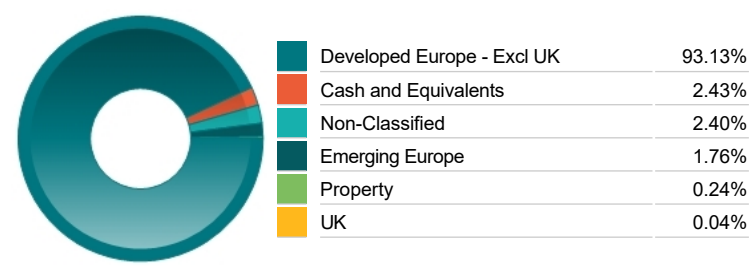
**Top 10 Holdings**

Name	% Weight	Sector	Country
1 NESTLE S.A.	4.00%	Food Producers	Switzerland
2 ASML HOLDING N.V.	3.65%	Technology Hardware & Equipment	Netherlands
3 Northern Trust The Sterling Fund Class E	3.56%	Non-Classified	Cash and Equivalents
4 NOVO NORDISK A/S	3.17%	Pharmaceuticals & Biotechnology	Denmark
5 EURO STOXX 50 JUN 23 EUR	2.96%	Non-Classified	Non-Classified
6 ROCHE HLDG AG	2.90%	Pharmaceuticals & Biotechnology	Switzerland
7 LVMH MOET HENNESSY VUITTON	2.71%	Personal Goods	France
8 NOVARTIS AG	2.41%	Pharmaceuticals & Biotechnology	Switzerland
9 SAP SE	1.83%	Software & Computer Services	Germany
10 TOTAL SE	1.62%	Non-Renewable Energy	France

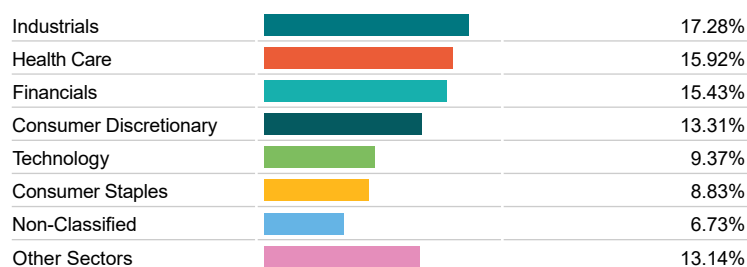
**Asset Allocation**



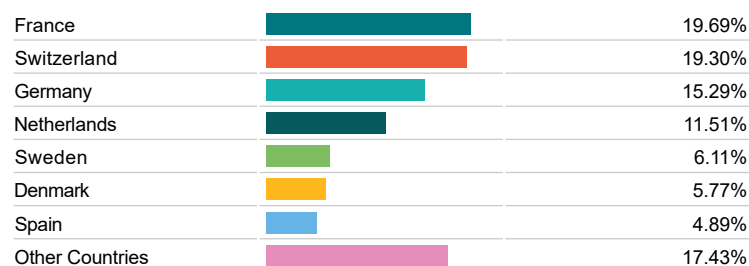
**Regional Allocation**



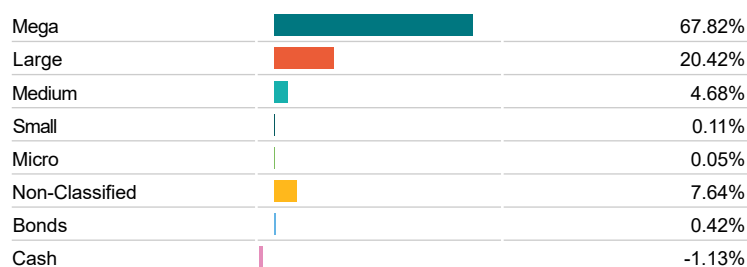
**Equity Sector Breakdown**



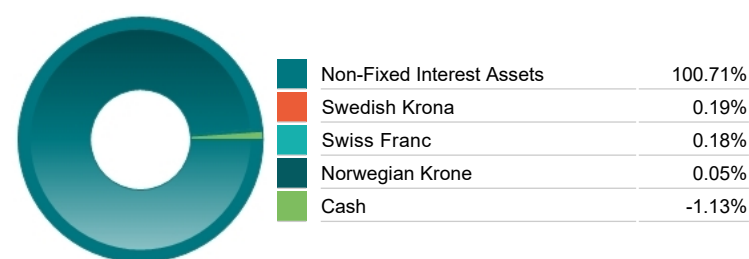
**Top Country Breakdown**



**Breakdown By Market Cap (%)**



**Fixed Interest Currencies**



**Important Information**

- The Industry Classification Benchmark is a product of FTSE International Limited and has been licensed for use.
- "Prudential" is a trading name of The Prudential Assurance Company Limited, which is registered in England and Wales. Registered office at 10 Fenchurch Avenue, London EC3M5AG. Registered number 15454. Authorised by the Prudential Regulation Authority and regulated by the Financial Conduct Authority and the Prudential Regulation Authority.