

Benchmark

Benchmark	IA UK Direct Property sector
Benchmark Category	-
IA Sector	Property

Identification Codes

Sedol Code	B7SX7S6
Mex Code	-
Isin Code	GB00B7SX7S61
Citi Code	I11C

Fund Overview

Bid (12/06/2025)	914.47p
Offer (12/06/2025)	956.93p
Historic yield	4.61%
Fund size (30/04/2025)	£136.65m
Number of holdings	93
Ongoing Charges	0.63%
Launch date	18/01/2013

Fund Charges

Entry Charge	0.00%
Ongoing Charges	0.63%

Fund Background

Valuation frequency	Daily
Valuation point	12:00
Fund type	Unit Trust
Launch price	£0.77
Fund currency	Pound Sterling
Fund domicile	United Kingdom
ISA allowable	No
SIPP allowable	No

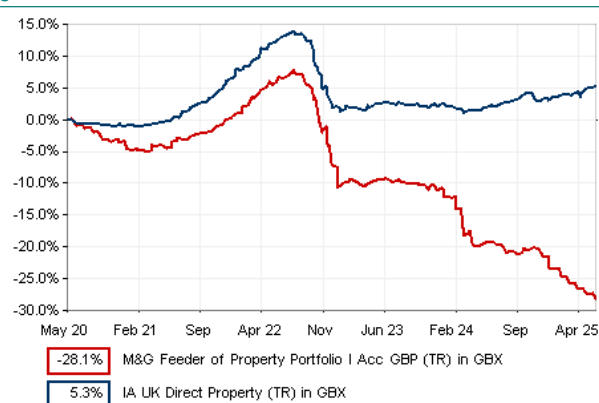
Dealing

Minimum Investment	-
Minimum Top Up	-
Minimum Regular Saving	-
Settlement Period: Buy	3 days
Settlement Period: Sell	3 days
Pricing Basis	Forward
Dealing Decimals	3

Aims

The Trust aims to maximise long term total return (the combination of income and growth of capital) solely through investment in the M&G Property Portfolio.

Performance




Discrete performance - to last month end

	31/05/20 to 31/05/21	31/05/21 to 31/05/22	31/05/22 to 31/05/23	31/05/23 to 31/05/24	31/05/24 to 31/05/25
Fund	-3.5%	10.6%	-15.2%	-10.8%	-11.0%
Sector	0.3%	12.3%	-8.9%	-0.5%	3.2%
Rank	n/a	n/a	n/a	n/a	n/a
Quartile	n/a	n/a	n/a	n/a	n/a

Annualised performance

	3 Years to 31/05/25	5 Years to 31/05/25	10 Years to 31/05/25
Fund	-12.3%	-6.4%	-3.5%
Sector	-2.2%	1.0%	1.9%
Rank	n/a	n/a	n/a
Quartile	n/a	n/a	n/a

Fund Managers



Name: Justin Upton
 Manager for: 4 years, 6 months

Group Details

Group name	M&G Investments
Group address	10 Fenchurch Avenue London EC3M 5AG United Kingdom
Group telephone	0800 390 390
Dealing telephone	0800 328 3196
Email	info@mandg.co.uk
Homepage	www.mandg.co.uk
Fax number	-

Important Information

- Source of portfolio data: Broadridge. Source of performance data: FE fundinfo. We can't predict the future. Past performance isn't a guide to future performance. The figures shown are intended only to demonstrate performance history of the fund, after allowing for the impact of ongoing charges, but take no account of product charges. Ongoing charges may vary in the future and may be higher than they are now. Fund performance is based upon the movement of the daily price and is shown as total return in GBP with income reinvested. The value of your investment can go down as well as up so you might get back less than you put in.
- This factsheet is for information purposes only. If there is information or terminology included that you would like to discuss, then please contact an adviser. Investors should refer to their policy documentation and supporting brochures for fund availability, investment strategy, any product information and charges. Every care has been taken in populating this output, however it must be appreciated that neither Broadridge, Prudential nor their sources guarantee the accuracy, adequacy or completeness of this information or make any warranties regarding results from its usage.


Fund Holdings

Name	% Weight	Sector	Country
1 M&G Property Portfolio Class F GBP	95.03%	Managed Funds	Managed Funds

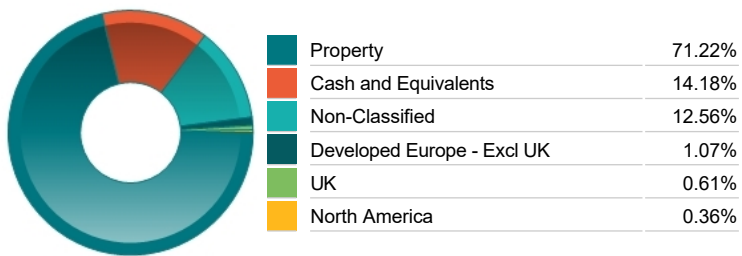
Top 10 Holdings

Name	% Weight	Sector	Country
1 MEDWAY VALLEY LEISURE PARK ROC	15.67%	Property	Direct Property and REITs
2 SELLY OAK STUDENT QUARTER	12.05%	Property	Direct Property and REITs
3 A1 A29 ALTENS IND EST ABERDEEN	9.58%	Property	Direct Property and REITs
4 8 GREENWICH VIEW PLACE	9.04%	Property	Direct Property and REITs
5 SOUTHWATER SQUARE, TELFORD	6.63%	Property	Direct Property and REITs
6 CAPITOL THEATRE ABERDEEN	6.63%	Property	Direct Property and REITs
7 PREMIER INN HOTEL THE WATERFR	5.45%	Property	Direct Property and REITs
8 UNITS 14 THE YARD, 122 EAST R	3.53%	Property	Direct Property and REITs
9 CITY VIEW, CRAIGSHAW DRIVE AB	1.87%	Property	Direct Property and REITs
10 Home REIT Plc Home REIT Plc Ord	0.78%	Real Estate Investment Trusts	Direct Property and REITs

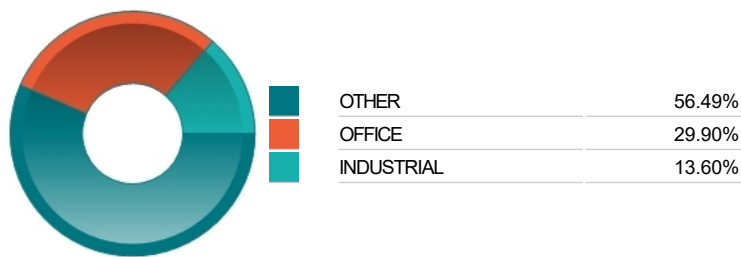
Asset Allocation



Regional Allocation



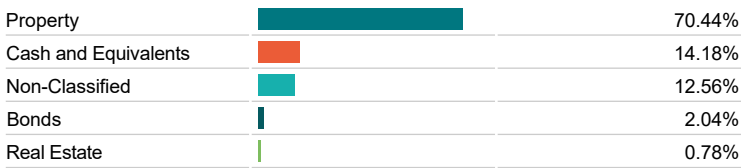
Property Sector



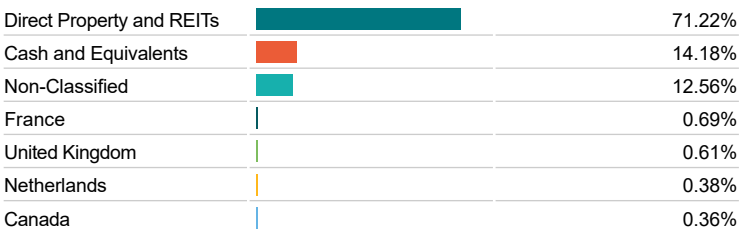
Property Regions



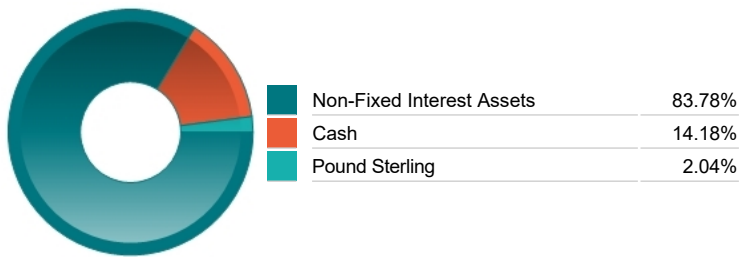
Sector Breakdown



Top Country Breakdown



Fixed Interest Currencies



Important Information

- The Industry Classification Benchmark is a product of FTSE International Limited and has been licensed for use.
- "Prudential" is a trading name of The Prudential Assurance Company Limited, which is registered in England and Wales. Registered office at 10 Fenchurch Avenue, London EC3M 5AG. Registered number 15454. Authorised by the Prudential Regulation Authority and regulated by the Financial Conduct Authority and the Prudential Regulation Authority.