

**Benchmark**

Benchmark	MSCI Golden Dragon Index
Benchmark Category	-
IA Sector	China/Greater China

**Identification Codes**

Sedol Code	3387432
Mex Code	CFGCGB
Isin Code	GB0033874321
Citi Code	QI57

**Fund Overview**

Mid (02/04/2026)	1310.40p
Historic yield	1.40%
Fund size (28/02/2026)	£461.55m
Number of holdings	47
Ongoing Charges	1.09%
Launch date	01/12/2003

**Fund Charges**

Entry Charge	4.00%
Ongoing Charges	1.09%

**Fund Background**

Valuation frequency	Daily
Valuation point	12:00
Fund type	OEIC
Launch price	£1.00
Fund currency	Pound Sterling
Fund domicile	United Kingdom
ISA allowable	Yes
SIPP allowable	Yes

**Dealing**

Minimum Investment	£500000
Minimum Top Up	£50000
Minimum Regular Saving	-
Settlement Period: Buy	4 days
Settlement Period: Sell	4 days
Pricing Basis	Forward
Dealing Decimals	3

**Distribution Dates**

Ex dividend date(s)	Income payment date(s)
01 February	31 March
01 August	30 September

**Aims**

The Fund aims to achieve long-term capital growth. The Fund invests in equity and equity type securities issued by companies established or having a predominant part of their economic activities in the People's Republic of China, Hong Kong and Taiwan.

**Performance**



**Discrete performance - to last month end**

	31/03/21 to 31/03/22	31/03/22 to 31/03/23	31/03/23 to 31/03/24	31/03/24 to 31/03/25	31/03/25 to 31/03/26
Fund	-10.1%	1.5%	-13.6%	7.6%	9.9%
Sector	-21.5%	-3.6%	-20.7%	20.8%	11.5%
Rank	10/57	7/60	5/63	61/63	30/66
Quartile	1	1	1	4	2

**Annualised performance**

	Annualised		
	3 Years to 31/03/26	5 Years to 31/03/26	10 Years to 31/03/26
Fund	0.7%	-1.4%	8.7%
Sector	2.2%	-4.1%	6.4%
Rank	50/63	12/57	4/40
Quartile	4	1	1

**Fund Managers**



Name: Martin Lau  
 Manager for: 22 years, 4 months

**Ratings**

FE Crown



**Group Details**

Group name	FSSA IM (First Sentier Investors) (UK)
Group address	Finsbury Circus House 15 Finsbury Circus London EC2M 7EB
Group telephone	020 7332 6500
Dealing telephone	-
Email	-
Homepage	www.firstsentierinvestors.com
Fax number	-


**Important Information**

- Source of portfolio data: Broadridge. Source of performance data: FE fundinfo. We can't predict the future. Past performance isn't a guide to future performance. The figures shown are intended only to demonstrate performance history of the fund, after allowing for the impact of ongoing charges, but take no account of product charges. Ongoing charges may vary in the future and may be higher than they are now. Fund performance is based upon the movement of the daily price and is shown as total return in GBP with income reinvested. The value of your investment can go down as well as up so you might get back less than you put in.
- This factsheet is for information purposes only. If there is information or terminology included that you would like to discuss, then please contact an adviser. Investors should refer to their policy documentation and supporting brochures for fund availability, investment strategy, any product information and charges. Every care has been taken in populating this output, however it must be appreciated that neither Broadridge, Prudential nor their sources guarantee the accuracy, adequacy or completeness of this information or make any warranties regarding results from its usage.

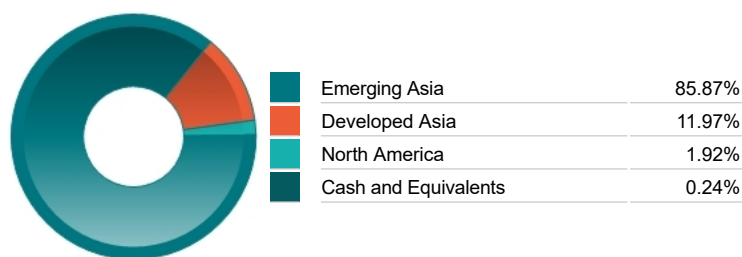
**Top 10 Holdings**

Name	% Weight	Sector	Country
1 TAIWAN SEMICONDUCTOR MANUFACTURING COMPANY LIMITED	9.82%	Technology Hardware & Equipment	Taiwan
2 TENCENT HOLDINGS LIMITED	6.87%	Software & Computer Services	China
3 MEDIATEK CORPORATION	4.59%	Technology Hardware & Equipment	Taiwan
4 H WORLD GROUP LIMITED	4.49%	Travel & Leisure	China
5 AIA GROUP LIMITED	4.01%	Life Insurance	Hong Kong
6 DELTA ELECTRONICS	3.33%	Electronic & Electrical Equipment	Taiwan
7 QUANTA COMPUTER	3.28%	Technology Hardware & Equipment	Taiwan
8 ZTO EXPRESS (CAYMAN)	3.24%	Industrial Transportation	China
9 REALTEK SEMICONDUCTOR CORPORATION	3.05%	Technology Hardware & Equipment	Taiwan
10 HONGFA TECHNOLOGY CO LTD	3.03%	Technology Hardware & Equipment	China

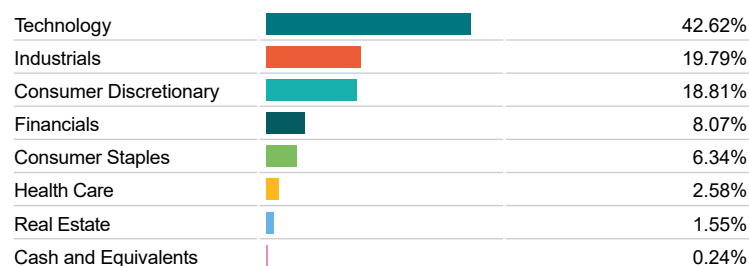
**Asset Allocation**



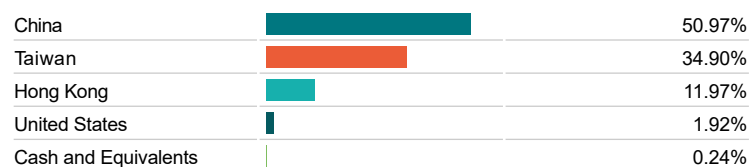
**Regional Allocation**



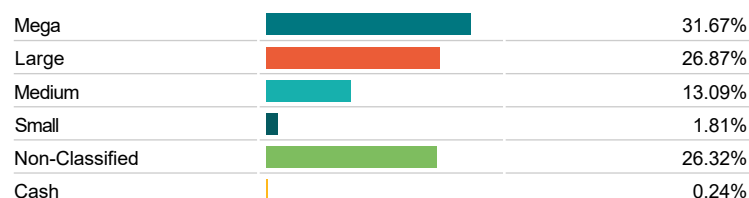
**Equity Sector Breakdown**



**Top Country Breakdown**



**Breakdown By Market Cap (%)**



**Important Information**

- The Industry Classification Benchmark is a product of FTSE International Limited and has been licensed for use.
- "Prudential" is a trading name of The Prudential Assurance Company Limited, which is registered in England and Wales. Registered office at 10 Fenchurch Avenue, London EC3M 5AG. Registered number 15454. Authorised by the Prudential Regulation Authority and regulated by the Financial Conduct Authority and the Prudential Regulation Authority.

## Commentary

The Fund invests in shares of companies that are based in or have significant operations in China, Hong Kong or Taiwan.

## Important Information

- "Prudential" is a trading name of The Prudential Assurance Company Limited, which is registered in England and Wales. Registered office at 10 Fenchurch Avenue, London EC3M 5AG. Registered number 15454. Authorised by the Prudential Regulation Authority and regulated by the Financial Conduct Authority and the Prudential Regulation Authority.