

Benchmark

Benchmark	FTSE Developed ex-UK Index
Benchmark Category	-
IA Sector	Global

Identification Codes

Sedol Code	B59G4Q7
Mex Code	VVDVWE
Isin Code	GB00B59G4Q73
Citi Code	FPC9

Fund Overview

Mid (09/04/2026)	£821.36
Historic yield	1.20%
Fund size (28/02/2026)	£22460.04m
Number of holdings	1895
Ongoing Charges	0.14%
Launch date	23/06/2009

Fund Charges

Entry Charge	0.00%
Ongoing Charges	0.14%

Fund Background

Valuation frequency	Daily
Valuation point	21:00
Fund type	OEIC
Launch price	£100.00
Fund currency	Pound Sterling
Fund domicile	United Kingdom
ISA allowable	Yes
SIPP allowable	Yes

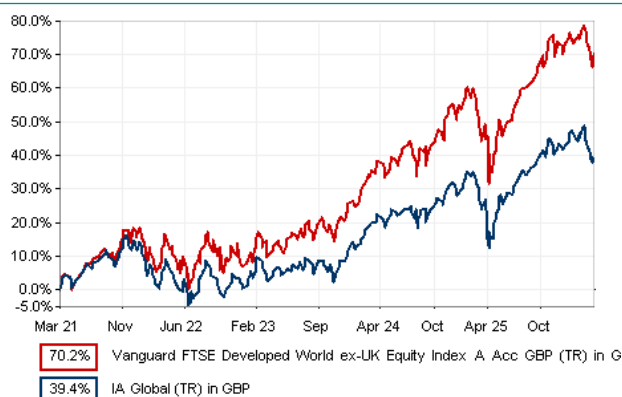
Dealing

Minimum Investment	£100000
Minimum Top Up	£0
Minimum Regular Saving	-
Settlement Period: Buy	2 days
Settlement Period: Sell	2 days
Pricing Basis	Forward
Dealing Decimals	-

Aims

The Fund seeks to track the performance of the FTSE Developed World ex U.K. Index.

Performance




Discrete performance - to last month end

	31/03/21 to 31/03/22	31/03/22 to 31/03/23	31/03/23 to 31/03/24	31/03/24 to 31/03/25	31/03/25 to 31/03/26
Fund	14.4%	-1.1%	22.8%	4.3%	17.4%
Sector	8.4%	-2.6%	16.7%	-0.3%	13.4%
Rank	110/437	194/471	117/498	114/529	155/568
Quartile	1	2	1	1	2

Annualised performance

	Annualised		
	3 Years to 31/03/26	5 Years to 31/03/26	10 Years to 31/03/26
Fund	14.6%	11.2%	13.1%
Sector	9.7%	6.9%	10.2%
Rank	72/498	66/437	21/266
Quartile	1	1	1

Fund Managers



Vanguard®

Name: Vanguard Equity Index Group
Manager for: 16 years, 9 months

Group Details

Group name	Vanguard Investments UK Limited
Group address	50 Cannon Street London EC4N 6JJ
Group telephone	0800 917 5508
Dealing telephone	-
Email	european_client_services@vanguard.co.uk
Homepage	www.vanguard.co.uk
Fax number	-

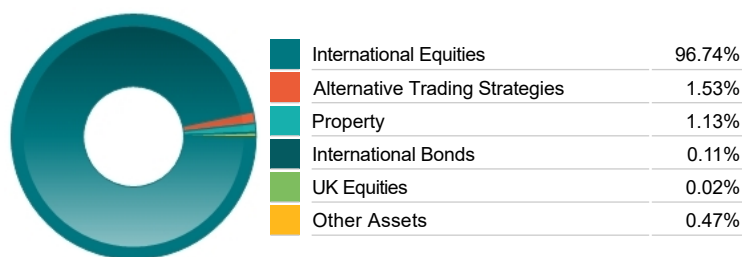
Important Information

- Source of portfolio data: Broadridge. Source of performance data: FE fundinfo. We can't predict the future. Past performance isn't a guide to future performance. The figures shown are intended only to demonstrate performance history of the fund, after allowing for the impact of ongoing charges, but take no account of product charges. Ongoing charges may vary in the future and may be higher than they are now. Fund performance is based upon the movement of the daily price and is shown as total return in GBP with income reinvested. The value of your investment can go down as well as up so you might get back less than you put in.
- This factsheet is for information purposes only. If there is information or terminology included that you would like to discuss, then please contact an adviser. Investors should refer to their policy documentation and supporting brochures for fund availability, investment strategy, any product information and charges. Every care has been taken in populating this output, however it must be appreciated that neither Broadridge, Prudential nor their sources guarantee the accuracy, adequacy or completeness of this information or make any warranties regarding results from its usage.

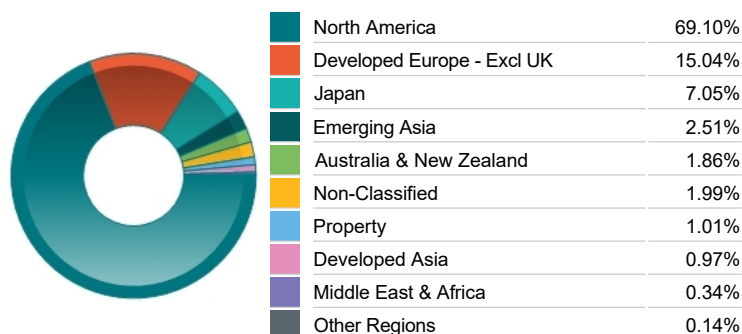
Top 10 Holdings

Name	% Weight	Sector	Country
1 NVIDIA CORPORATION	4.83%	Technology Hardware & Equipment	United States
2 APPLE	4.49%	Technology Hardware & Equipment	United States
3 MICROSOFT CORPORATION	3.40%	Software & Computer Services	United States
4 AMAZON.COM	2.35%	Retailers	United States
5 ALPHABET	2.11%	Software & Computer Services	United States
6 ALPHABET	1.72%	Software & Computer Services	United States
7 BROADCOM	1.72%	Technology Hardware & Equipment	United States
8 META PLATFORMS	1.65%	Software & Computer Services	United States
9 TESLA	1.32%	Automobiles & Parts	United States
10 ELI LILLY AND COMPANY	0.98%	Pharmaceuticals & Biotechnology	United States

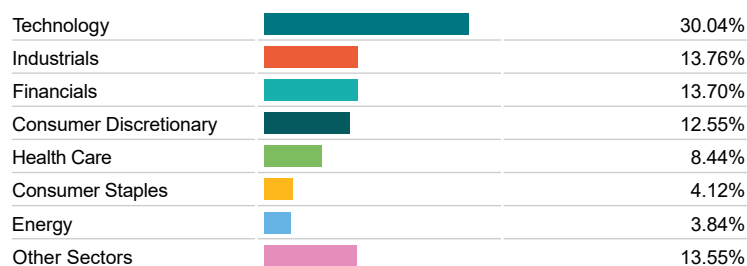
Asset Allocation



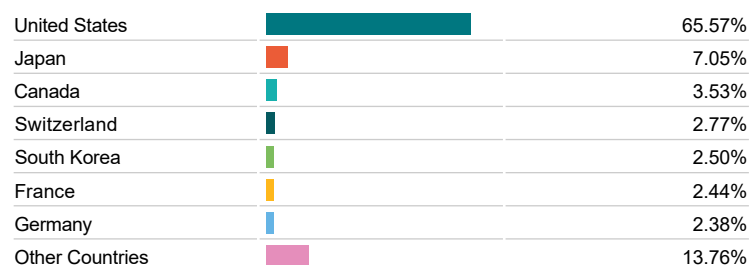
Regional Allocation



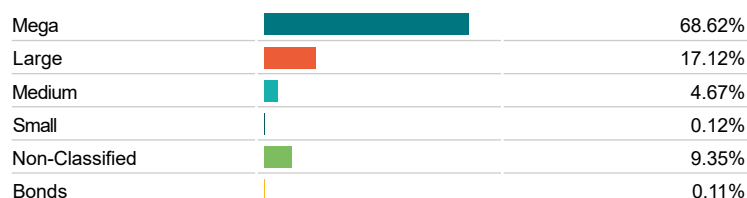
Equity Sector Breakdown



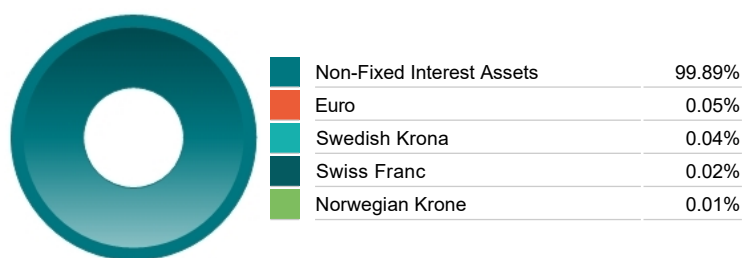
Top Country Breakdown



Breakdown By Market Cap (%)



Fixed Interest Currencies



Important Information

- The Industry Classification Benchmark is a product of FTSE International Limited and has been licensed for use.
- "Prudential" is a trading name of The Prudential Assurance Company Limited, which is registered in England and Wales. Registered office at 10 Fenchurch Avenue, London EC3M 5AG. Registered number 15454. Authorised by the Prudential Regulation Authority and regulated by the Financial Conduct Authority and the Prudential Regulation Authority.