

Benchmark

Benchmark	FTSE All Share
Benchmark Category	Comparator
IA Sector	UK All Companies

Identification Codes

Sedol Code	B7MVB00
Mex Code	Q5GROW
Isin Code	GB00B7MVB007
Citi Code	GMGW

Fund Overview

Bid (19/03/2021)	348.81p
Offer (19/03/2021)	350.98p
Historic yield	-
Fund size (28/02/2021)	£24.55m
Number of holdings	46
Ongoing Charges	0.89%
Launch date	08/10/2012

Fund Charges

Entry Charge	0.00%
Ongoing Charges	0.89%

Fund Background

Valuation frequency	Daily
Valuation point	12:00
Fund type	Unit Trust
Launch price	£1.00
Fund currency	Pound Sterling
Fund domicile	United Kingdom
ISA allowable	Yes
SIPP allowable	Yes

Dealing

Minimum Investment	£5000000
Minimum Top Up	£100000
Minimum Regular Saving	-
Settlement Period: Buy	4 days
Settlement Period: Sell	4 days
Pricing Basis	Forward
Dealing Decimals	3

Distribution Dates

Ex dividend date(s)	Income payment date(s)
01 February	31 March
01 August	30 September

Aims

The Fund aims to deliver income and capital growth over the long term (5 years or more).

Performance

No data available! Please enter a valid code!

Fund Managers



Name: Multi-Asset investment team
Manager for: 23 years, 2 months

Ratings

FE Crown

Group Details

Group name	Liontrust Fund Partners LLP
Group address	2 Savoy Court London WC2R 0EZ
Group telephone	020 7412 1766
Dealing telephone	020 7964 4774
Email	info@liontrust.co.uk
Homepage	w w w .liontrust.co.uk
Fax number	020 7412 1779


Important Information

- Source of portfolio data: Broadridge. Source of performance data: FE fundinfo. We can't predict the future. Past performance isn't a guide to future performance. The figures shown are intended only to demonstrate performance history of the fund, after allowing for the impact of ongoing charges, but take no account of product charges. Ongoing charges may vary in the future and may be higher than they are now. Fund performance is based upon the movement of the daily price and is shown as total return in GBP with income reinvested. The value of your investment can go down as well as up so you might get back less than you put in.
- This factsheet is for information purposes only. If there is information or terminology included that you would like to discuss, then please contact an adviser. Investors should refer to their policy documentation and supporting brochures for fund availability, investment strategy, any product information and charges. Every care has been taken in populating this output, however it must be appreciated that neither Broadridge, Prudential nor their sources guarantee the accuracy, adequacy or completeness of this information or make any warranties regarding results from its usage


Top 10 Holdings

Name	% Weight	Sector	Country
1 RIO TINTO	6.47%	Industrial Metals & Mining	United Kingdom
2 PRUDENTIAL	4.99%	Life Insurance	United Kingdom
3 LEGAL & GENERAL GROUP	4.91%	Life Insurance	United Kingdom
4 ANGLO AMERICAN	4.82%	Industrial Metals & Mining	United Kingdom
5 JOHNSON MATTHEY	4.33%	Chemicals	United Kingdom
6 ANGLO PACIFIC GROUP	4.30%	Industrial Metals & Mining	United Kingdom
7 BHP GROUP	4.07%	Industrial Metals & Mining	United Kingdom
8 GLENCORE	3.90%	Industrial Metals & Mining	United Kingdom
9 GLAXOSMITHKLINE	3.46%	Pharmaceuticals & Biotechnology	United Kingdom
10 SMITH(DS)	3.21%	General Industrials	United Kingdom

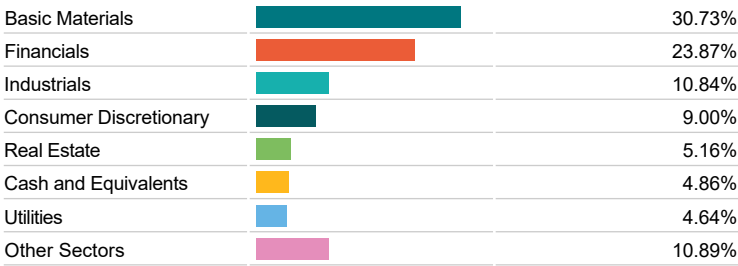
Asset Allocation




Regional Allocation



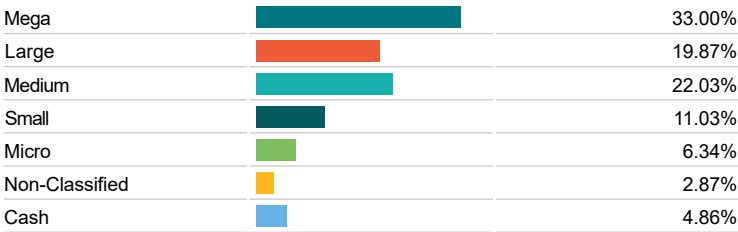
Equity Sector Breakdown




Top Country Breakdown



Breakdown By Market Cap (%)



Fixed Interest Currencies



Important Information

- The Industry Classification Benchmark is a product of FTSE International Limited and has been licensed for use.
- "Prudential" is a trading name of The Prudential Assurance Company Limited, which is registered in England and Wales. Registered office at 10 Fenchurch Avenue, London EC3M5AG. Registered number 15454. Authorised by the Prudential Regulation Authority and regulated by the Financial Conduct Authority and the Prudential Regulation Authority.