

HSBC OpenFunds

Global Property Fund

Monthly report 31 July 2024 | Share class Acc C

Investment objective

The Fund aims to provide growth in the long term, which is a period of five years or more.

Investment strategy

To achieve its objective, the Fund will invest at least 80% of its value in property-related securities and collective investment schemes that, in turn, invest in direct property (physical buildings) and property-related securities. There will be no geographical restrictions. The Fund is actively managed and is not managed with reference to a benchmark. The performance of the Fund from 1 December 2021 is shown against the performance of a combination of a 20% weighting to the Investment Association UK Direct Property Sector average and an 80% weighting to the Investment Association Property Other Sector average for comparison purposes only. A different combination of the sector averages was used prior to this date.

Main risks

- The value of investments and any income from them can go down as well as up and investors may not get back the amount originally invested
- Where overseas investments are held the rate of currency exchange may cause the value of such investments to go down as well as up.
- The Fund invests in bonds whose value generally falls when interest rates rise. This risk is generally greater the longer the maturity of a bond investment and the higher its credit quality. The issuers of certain bonds, could become unwilling or unable to make payments on their bonds and default. Bonds that are in default may become hard to sell or worthless. The value of investible securities can change over time due to a wide variety of factors, including but not limited to: political and economic news, government policy, changes in demographics, cultures and populations, natural or human-caused disasters etc.

Share class details

Key metrics	
NAV per share	GBP 1.89
Performance 1 month	5.32%
Volatility 3 years	14.80%
Fund facts	
UCITS V compliant	No
UK reporting fund status (UKRS)	No
ISA eligible	Yes
Dividend treatment	Accumulating
Dividend ex-date	16 April 2018
Dealing frequency	Daily
Valuation time	12:00 United Kingdom
Share class base currency	GBP
Domicile	United Kingdom
Inception date	3 September 2012
Fund size	GBP 31,100,983
Reference benchmark	20% Investment Association UK Direct Property sector 80% Investment Association Property sector
Managers	Nick Leming
Fees and expenses	
Minimum initial investment ¹	GBP 1,000,000
Ongoing charge figure ²	0.940%
Codes	
ISIN	GB00B84L7Q94
Bloomberg ticker	HSOGPCA LN
SEDOL	B84L7Q9

¹Please note that initial minimum subscription may vary across different distributors

²Ongoing Charges Figure is an estimate due to a change of fee structure.



Past performance does not predict future returns. The figures are calculated in the share class base currency, dividend reinvested, net of fees.

This is a marketing communication. Please refer to the prospectus and to the KID before making any final investment decisions.

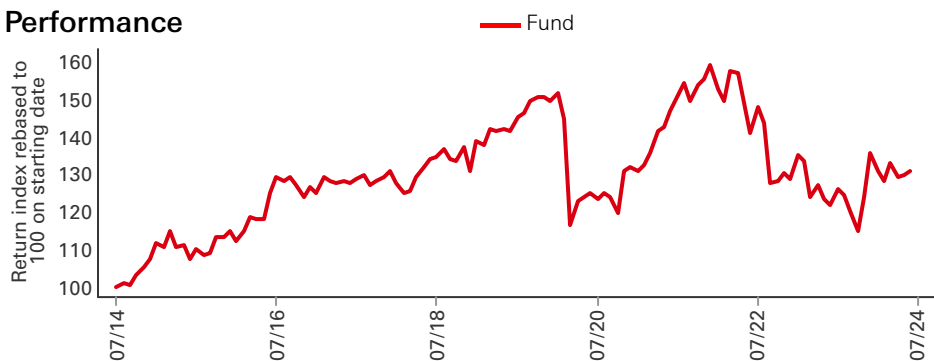
For definition of terms, please refer to the Glossary QR code and Prospectus.

Period from launch up to 31 August 2018: IA Property sector

Period from 1 September 2018 to 30 November 2021: A 50% weighting to the IA Direct Property sector average and a 50% weighting to the IA Property Other sector average

Source: HSBC Asset Management, data as at 31 July 2024

Performance



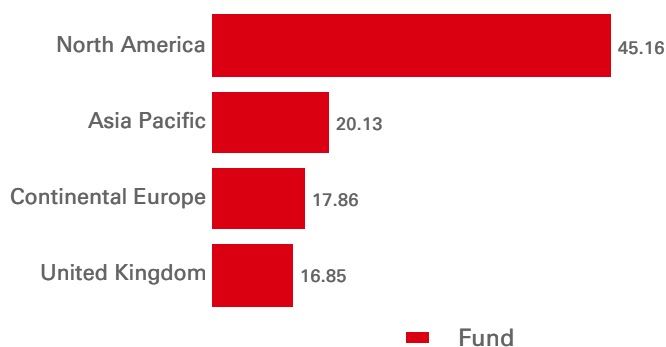
Performance (%)	YTD	1 month	3 months	6 months	1 year	3 years ann	5 years ann	10 years ann
Acc C	1.30	5.32	6.49	5.13	9.07	-3.06	-1.10	3.24
Reference Benchmark	1.05	3.85	5.22	4.25	7.30	-2.13	-0.50	3.25

Rolling performance (%)	31/07/23-31/07/24	31/07/22-31/07/23	31/07/21-31/07/22	31/07/20-31/07/21	31/07/19-31/07/20	31/07/18-31/07/19	31/07/17-31/07/18	31/07/16-31/07/17	31/07/15-31/07/16	31/07/14-31/07/15
Acc C	9.07	-14.75	-2.03	22.27	-15.04	7.87	4.81	-0.34	17.48	9.77
Reference Benchmark	7.30	-14.01	1.60	11.99	-7.11	6.43	5.61	4.50	10.92	8.34

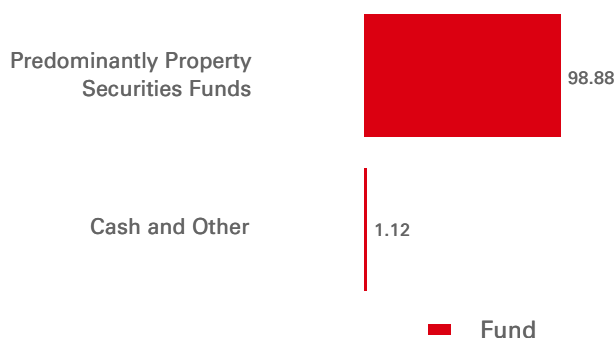
3-Year Risk Measures	Acc C	Reference Benchmark
Volatility	14.80%	--
Information ratio	--	--
Beta	--	--

Top 5 holdings	Weight (%)
AXA WF Global Flexible Property Fund	16.62
iShares US Property Yield ETF	11.31
iShares Asia Property Yield Fund	11.26
AXA WF Framlington Global Real Estate Securities Fund	8.63
Kempen Global Property Fund	8.45

Geographical allocation (%)



Portfolio asset allocation (%)



Fund manager focus

AXA WF Global Flexible Property Fund: The fund manager, Frederic Tempel, seeks to capture global unleveraged direct real estate performance over the long term in a liquid format by investing across the full spectrum of listed property companies' capital structure. The asset allocation is dynamic and Tempel adjusts the balance between equities, bonds and cash in response to changes in market conditions and outlook, using a variety of hedging strategies to control risk. We believe this unusual strategy offers diversification benefits relative to pure listed real estate equity strategies.


Kempen Global Property Fund: The Fund is managed by a team of dedicated real estate securities specialists based in Amsterdam. The research process seeks to identify companies that are mispriced relative to their quality by using large amounts of real estate and company data. We believe the strategy, which has performed well relative to the broader index of global real estate equities, complements the other listed holdings of the Fund well.

BMO European Real Estate Securities Fund: The Fund invests in Pan-European real estate securities and can hold both long and short positions. Managed by Marcus Phayre-Mudge and Alban Lhonneur, the Fund targets an outperformance of the benchmark and traditional long only funds in all market conditions through the active management of risk, volatility and overall net exposure.

Risk disclosures

- Investing in other funds involves certain risks an investor would not face if investing in markets directly. Governance of underlying assets can be the responsibility of third-party managers.
- The Fund may invest in Emerging Markets, these markets are less established, and often more volatile, than developed markets and involve higher risks, particularly market, liquidity and currency risks.
- The Fund may be concentrated in a limited number of securities, economic sectors and/or countries and as a result, may be more volatile and have a greater risk of loss than more broadly diversified funds.
- Derivatives may be used by the Fund, and these can behave unexpectedly. The pricing and volatility of many derivatives may diverge from strictly reflecting the pricing or volatility of their underlying reference(s), instrument or asset.
- Investment Leverage occurs when the economic exposure is greater than the amount invested, such as when derivatives are used. A Fund that employs leverage may experience greater gains and/or losses due to the amplification effect from a movement in the price of the reference source.
- Real estate and related investments can be negatively impacted by any factor that makes an area or individual property less valuable.
- Liquidity is a measure of how easily the Fund's holdings can be quickly converted to cash. The value of the Fund's holdings may be significantly impacted by liquidity risk during adverse market conditions.
- Further information on the potential risks can be found in the Key Information Document (KID) and/or the Prospectus or Offering Memorandum.

Follow us on:



For more information please contact us at E-mail:

Wholesale.clientservices@hsbc.com.

www.assetmanagement.hsbc.com/uk

To help improve our service and in the interests of security we may record and/or monitor your communication with us.

Glossary



Index disclaimer

© Morningstar. All Rights Reserved. The information, data, analyses and opinions ("Information") contained herein: (1) include the proprietary information of Morningstar and its content providers; (2) may not be copied or redistributed except as specifically authorised; (3) do not constitute investment advice; (4) are provided solely for informational purposes; (5) are not warranted to be complete, accurate or timely; and (6) may be drawn from fund data published on various dates. Morningstar is not responsible for any trading decisions, damages or other losses related to the Information or its use. Please verify all of the Information before using it and don't make any investment decision except upon the advice of a professional financial adviser. Past performance is no guarantee of future results. The value and income derived from investments may go down as well as up.

Source: HSBC Asset Management, data as at 31 July 2024

Important information

The material contained herein is for marketing purposes and is for your information only. This document is not contractually binding nor are we required to provide this to you by any legislative provision. It does not constitute legal, tax or investment advice or a recommendation to any reader of this material to buy or sell investments. You must not, therefore, rely on the content of this document when making any investment decisions.

This material is not intended for distribution to or use by any person or entity in any jurisdiction or country where such distribution or use would be contrary to law or regulation. This material is not and should not be construed as an offer to sell or the solicitation of an offer to purchase or subscribe to any investment.

Any views expressed were held at the time of preparation and are subject to change without notice. While any forecast, projection or target where provided is indicative only and not guaranteed in any way. HSBC Global Asset Management (UK) Limited accepts no liability for any failure to meet such forecast, projection or target.

The fund is a sub-fund of HSBC OpenFunds, an Open Ended Investment Company that is authorised in the UK by the Financial Conduct Authority. From 29 July 2024, the Authorised Corporate Director is HSBC Asset Management (Fund Services UK) Limited and the Investment Manager is HSBC Global Asset Management (UK) Limited. All applications are made on the basis of the Prospectus, Key Investor Information Document (KID), Supplementary Information Document (SID) and most recent annual and semi-annual reports, which can be obtained upon request free of charge from HSBC Global Asset Management (UK) Limited, 8 Canada Square, Canary Wharf, London, E14 5HQ, UK or the local distributors. Investors and potential investors should read and note the risk warnings in the Prospectus, KID and additionally, in the case of retail clients, the information contained in the supporting SID.

To help improve our service and in the interests of security we may record and/or monitor your communication with us. HSBC Global Asset Management (UK) Limited provides information to Institutions, Professional Advisers and their clients on the investment products and services of the HSBC Group.

Approved for issue in the UK by HSBC Global Asset Management (UK) Limited, who are authorised and regulated by the Financial Conduct Authority. www.assetmanagement.hsbc.co.uk

Copyright © HSBC Global Asset Management (UK) Limited 2024. All rights reserved.

Further Information can be found in the prospectus and in our Key Investor Information Documents published in our Fund Centre at www.assetmanagement.hsbc.co.uk