

Income GBP | Data as at 30.11.2023

Company Investment Objectives and Policy

The Company's investment objective is to invest in mid cap equities with the aim of providing a total return in excess of the FTSE 250 (ex Investment Companies) Index.

Above is the Investment Objective of the fund. For details on the fund's Investment Policy please see the KID.

The latest Annual Report includes the investment policy which you should read in conjunction with the KID before investing, these are available on our Schroders website. Relevant risks associated with an investment in this Company are shown below and should be carefully considered before making any investment. Past Performance is not a guide to future performance and may not be repeated. The value of investments and the income from them may go down as well as up and investors may not get back the amounts originally invested. Exchange rate changes may cause the value of investments to fall as well as rise. Performance data does not take into account any commissions and costs, if any, charged when units or shares of any fund, as applicable, are issued and redeemed.

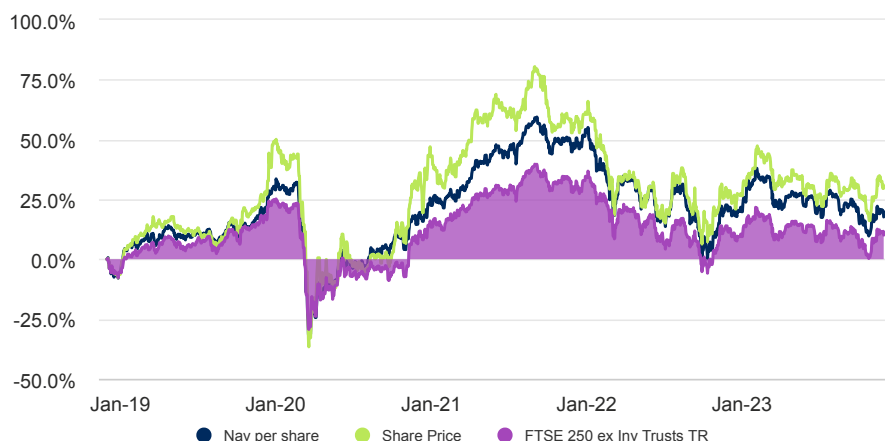
Performance

Performance (%)	YTD	1 month	3 months	6 months
Share Price	2.4	8.5	0.6	2.6
Net Asset Value	-1.7	4.9	-3.9	-2.6
Reference Index	0.5	7.3	-1.8	-0.9

Performance (%)	1 year	3 years p.a.	5 years p.a.	10 years p.a.
Share Price	2.6	0.2	5.3	4.2
Net Asset Value	-1.9	1.5	3.3	4.5
Reference Index	-1.1	1.1	1.9	3.9

Discrete yearly performance (%)	Nov 13 - Nov 14	Nov 14 - Nov 15	Nov 15 - Nov 16	Nov 16 - Nov 17	Nov 17 - Nov 18	Nov 18 - Nov 19	Nov 19 - Nov 20	Nov 20 - Nov 21	Nov 21 - Nov 22	Nov 22 - Nov 23
Share Price	0.4	5.3	-7.4	28.7	-7.4	26.7	1.7	19.4	-17.8	2.6
Net Asset Value	-0.1	14.2	-0.3	26.1	-8.1	20.0	-6.2	27.7	-16.7	-1.9
Reference Index	4.4	14.2	1.9	16.9	-6.5	17.0	-9.1	20.2	-13.0	-1.1

Performance over 5 years



Source: Morningstar, net income reinvested, net of ongoing charges and portfolio costs and where applicable, performance fees, in GBP.

Ratings and accreditation



Please refer to the Source and ratings information section for details on the icons shown above.

Company facts

Fund manager	Jean Roche Andy Brough
Managed company since	27.09.2016 ; 30.04.2003
Alternative Investment Fund Manager	Schroder Unit Trusts Limited
Domicile	United Kingdom
Company launch date	30.04.2003
Company base currency	GBP
NAV (Million)	GBP 200.86
Number of holdings	53
Reference Index	FTSE 250 ex Inv Trusts TR
Share Price	GBX 538.00
NAV per Share	GBX 597.17
Premium/Discount to NAV	-9.91%
Distribution frequency	Semi-Annually
Gearing (%)	13.93
Pay Dates	04.08.2023 - GBX 5.50 27.02.2023 - GBX 14.00 05.08.2022 - GBX 5.00 14.02.2022 - GBX 11.00
Ex-Dates	02.01.2020 ; 11.07.2019 ; 03.01.2019 ; 01.02.2022
Dividend Yield (%)	3.5

Fees & expenses

Ongoing charge	0.95%
----------------	-------

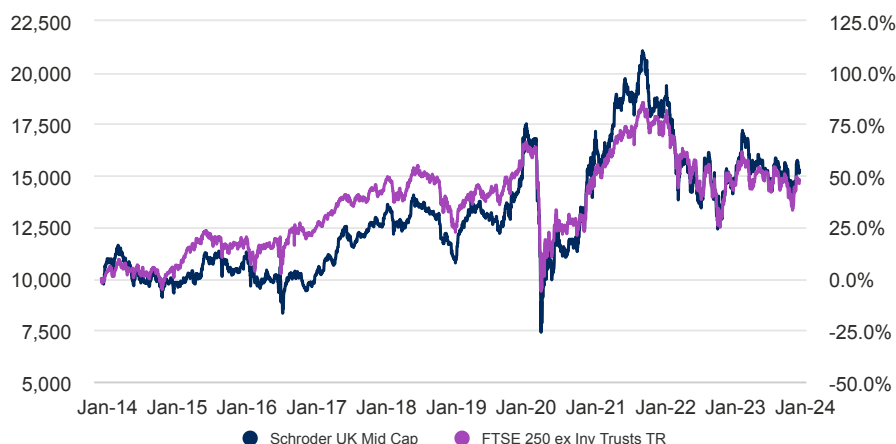
Codes

ISIN	GB0006108418
Bloomberg	SCP LN
SEDOL	0610841
LSE ticker	SCPI

Where gearing is shown as negative, this reflects net cash.

Income GBP | Data as at 30.11.2023

10 year return of GBP 10,000



The chart is for illustrative purposes only and does not reflect an actual return on any investment.

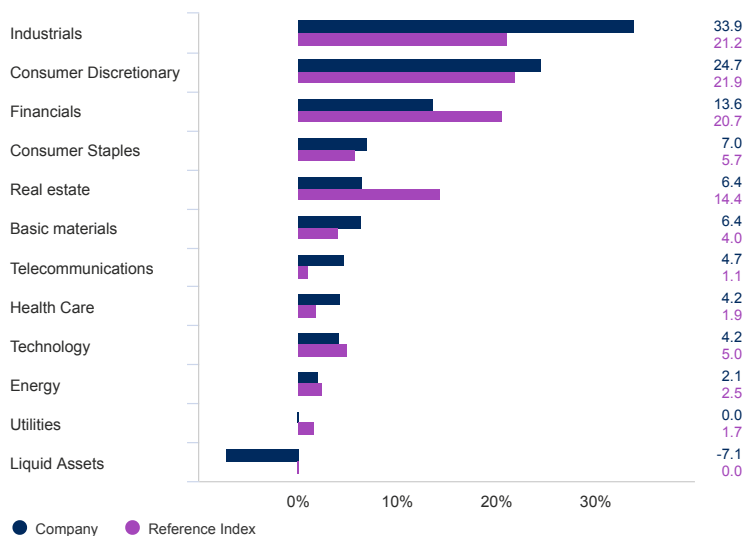
Returns are based on the share price. Share price performance figures are calculated on a mid-market basis in GBP with income reinvested on the ex-dividend date.

Risk considerations

The Company may be concentrated in a limited number of geographical regions, industry sectors, markets and/or individual positions. This may result in large changes in the value of the company, both up or down, which may adversely impact the performance of the company. As a result of fees being charged to capital, the distributable income of the company may be higher but there is the potential that performance or capital value may be eroded. The Company may borrow money to invest in further investments, this is known as gearing. Gearing will increase returns if the value of the investments purchased increase in value by more than the cost of borrowing, or reduce returns if they fail to do so. **Gearing risk:** - The company may borrow money to make further investments, this is known as gearing. Gearing will increase returns if the value of the investments purchased increase by more than the cost of borrowing, or reduce returns if they fail to do so. In falling markets, the whole of the value in that investment could be lost, which would result in losses to the fund.

Asset allocation

Sector (%)



Top 10 holdings (%)

Holding name	%
Computacenter PLC	4.2
Dunelm Group PLC	4.1
Spectris PLC	4.1
Cranswick PLC	3.7
Games Workshop Group PLC	3.7
Man Group PLC/Jersey	3.6
Telecom Plus PLC	3.6
Inchcape PLC	3.6
4imprint Group PLC	3.5
WH Smith PLC	3.0

Source: Schroders. Top holdings and asset allocation are at company level. Liquid Assets contain cash, deposits and money market instruments, which are respectively not part of the core investment objective and policy. The commitment linked to the equity index futures contracts, if present, is deducted from cash.

Contact information

Schroder Unit Trusts Limited
1 London Wall Place
London
United Kingdom
EC2Y 5AU
Tel: 0800 182 2399
Fax: 0333 207 4504

For your security, communications may be taped or monitored.

Information relating to changes in fund manager, investment objective, benchmark and corporate action information

In April 2011 the FTSE 250 (ex Investment Companies) Index replaced the FTSE All Share ex ITs ex FTSE 100 TR. The full track record of the previous index has been kept and chainlinked to the new one.

Benchmarks:

Benchmark names in this document may be abbreviated. Please refer to the funds' legal documents for the full benchmark name.

The investment manager invests on a discretionary basis and there are no restrictions on the extent to which the fund's portfolio and performance may deviate from the benchmark. The investment manager will invest in companies or sectors not included in the benchmark in order to take advantage of specific investment opportunities.

With effect from 26.01.2011 Schroder UK Mid & Small Cap Fund plc changed its name to Schroder UK Mid Cap Fund plc and changed its investment objective.

Important information

Costs:

Certain costs associated with your investment in the fund may be incurred in a different currency to that of your investment. These costs may increase or decrease as a result of currency and exchange rate fluctuations.

If a performance fee is applicable to this fund, details of the performance fee model and its computation methodology can be found in the fund's prospectus. This includes a description of the performance fee calculation methodology, the dates on which the performance fee is paid and details of how the performance fee is calculated in relation to the fund's performance fee benchmark, which may differ from the benchmark in the fund's investment objective or investment policy.

For further information regarding the costs and charges associated with your investment, please consult the funds' offering documents and annual report.

General:

The Board has appointed Schroder Unit Trusts Limited as Alternative Investment Fund Manager, and to prepare this Factsheet. This factsheet should not be taken as any indication the Company held any particular investments at any particular date other than the stated date. Nothing in this factsheet should be construed as advice and is therefore not a recommendation to buy or sell shares. If you are interested in this Company you should contact your usual financial adviser before making any investment decision. In addition you can contact one of our Investor Services team on 0800 182 2399 for further information. Please note that Schroders is unable to give you specific investment advice. For investors' security calls to this number may be recorded. The data contained in this document has been sourced by Schroders and should be independently verified before further publication or use. Issued by Schroder Unit Trusts Limited, 1 London Wall Place, London EC2Y 5AU. Registered No: 4191730 England. Authorised and regulated by the Financial Conduct Authority. Nothing in this factsheet should be construed as advice and is therefore not a recommendation to buy or sell shares. If you are interested in this fund you should contact your usual financial adviser before making any investment decision. Please note that Schroders is unable to give you specific investment advice. For investors' security calls to this number may be recorded. Subscriptions for company shares can only be made on the basis of its latest Key Investor Document and Accounts, together with the latest audited annual report (and subsequent unaudited semi-annual report), copies are available in English and can be obtained, free of charge, from Schroder Investment Management Limited. This material must not be issued in any jurisdiction where prohibited by law and must not be used in any way that would be contrary to local law or regulation.

Morningstar Rating: © Morningstar 2023. All Rights Reserved. The information contained herein: (1) is proprietary to Morningstar and/or its content providers; (2) may not be copied or distributed; and (3) is not warranted to be accurate, complete or timely. Neither Morningstar nor its content providers are responsible for any damages or losses arising from any use of this information. Past performance is no guarantee of future results.