



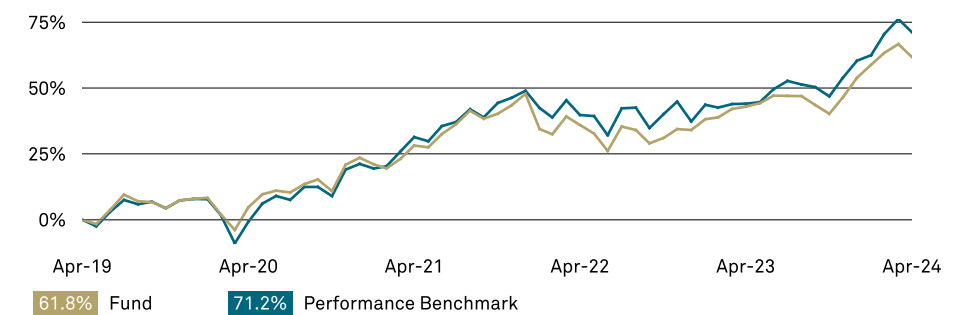
BNY Mellon Long Term Global Equity Fund

Institutional Shares W (Inc.)

PERFORMANCE DISCLOSURE

Past performance is not a guide to future performance. The value of investments can fall. Investors may not get back the amount invested. Income from investments may vary and is not guaranteed.

5 YEAR CUMULATIVE PERFORMANCE (%)



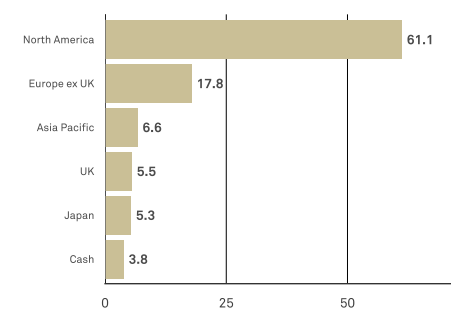
ANNUAL PERFORMANCE TO LAST QUARTER END

| From | Mar 2019 | Mar 2020 | Mar 2021 | Mar 2022 | Mar 2023 |
|--------------------------|----------|----------|----------|----------|----------|
| To | Mar 2020 | Mar 2021 | Mar 2022 | Mar 2023 | Mar 2024 |
| Fund Return (%) | -0.59 | 28.18 | 13.02 | 2.07 | 17.34 |
| Income Paid ¹ | 7.40 | 6.60 | 4.48 | 3.72 | 4.80 |

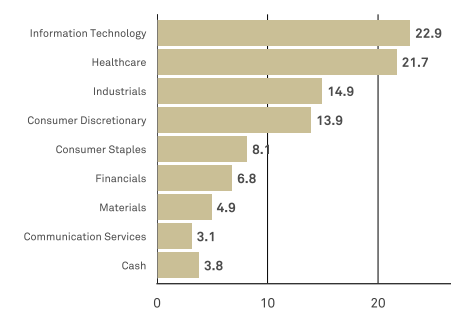
| | 2019 | 2020 | 2021 | 2022 | 2023 |
|-----------------------|-------|-------|-------|-------|-------|
| Fund | 24.79 | 14.47 | 19.67 | -9.29 | 14.80 |
| Performance Benchmark | 22.74 | 12.32 | 22.94 | -7.83 | 16.81 |

Effective 10th April 2023, the Performance Benchmark changed to the MSCI World NR from FTSE All World TR GBP. Source for all performance: Lipper as at 30 April 2024. Fund Performance for the Institutional Shares W (Income) calculated as total return, including reinvested income net of UK tax and charges, based on net asset value. All figures are in GBP terms. The impact of an initial charge (currently not applied) can be material on the performance of your investment. Further information is available upon request.

GEOGRAPHICAL ALLOCATION (%)



INDUSTRIAL ALLOCATION (%)



TOP 10 HOLDINGS (%)

| | Fund |
|----------------------------|------|
| Novo Nordisk | 4.6 |
| Microsoft Corporation | 3.7 |
| Taiwan Semiconductor - ADR | 3.4 |
| Amphenol | 3.2 |
| Alphabet | 3.1 |
| Linde | 3.0 |
| Mastercard | 2.8 |
| Alimentation Couche-Tard | 2.5 |
| LVMH | 2.4 |
| ASML | 2.4 |

Source: BNY Mellon Investment Management EMEA Limited

INVESTMENT MANAGER

WALTER SCOTT

Walter Scott & Partners Limited: A classical, fundamental and long-term global equity investment management firm based in Edinburgh, Scotland.

INVESTMENT OBJECTIVE

The Fund aims to achieve capital growth over the long term (5 years or more).

PERFORMANCE BENCHMARK

The Fund will measure its performance against the MSCI World NR Index as a comparator benchmark (the "Benchmark"). The Fund will use the Benchmark as an appropriate comparator because it includes a broad representation of the asset class, sectors and geographical areas in which the Fund predominantly invests.

The Fund is actively managed, which means the Investment Manager has absolute discretion to invest outside the Benchmark subject to the investment objective and policies disclosed in the Prospectus. While the Fund's holdings may include constituents of the Benchmark, the investment weightings in the portfolio are not influenced by the Benchmark. The investment strategy does not restrict the extent to which the Investment Manager may deviate from the Benchmark.

GENERAL INFORMATION

| | |
|-----------------------|-------------------------------|
| Fund size (millions) | £ 2,036.76 |
| Performance Benchmark | MSCI World NR |
| IA Sector | Global |
| Lipper sector | Lipper Global - Equity Global |
| Fund type | ICVC |
| Fund domicile | UK |
| Fund manager | Team approach |
| Base currency | GBP |

INSTITUTIONAL SHARES W (INC.) SHARE CLASS DETAILS

| | |
|-------------------------|--------------|
| Inception date | 30 Aug 2012 |
| Min. initial investment | £ 500,000 |
| ISA | No |
| ISA Transfer | No |
| Annual mgmt charge | 0.75% |
| ISIN | GB00B7V94793 |
| Ongoing charge* | 0.81% |

*It should be noted that the ongoing charge figure shown includes ongoing charges in respect of other open-ended investment funds but excludes ongoing charges from closed-ended funds held. The ongoing charges from closed-ended funds held were 0.00% as at 31 December 2023.

KEY DATES

| | |
|-------------------------|-------------|
| Fund launch | 24 Aug 2007 |
| Close of financial year | 30 Jun |
| Distributions | 31 Aug |

FUND RATINGS



Ratings should not be used for making an investment decision and do not constitute a recommendation or advice in the selection of a specific investment or class of investments.

DISTRIBUTION YIELD (AS AT 30 APRIL 2024)

| | |
|---------------------------------|-------|
| Share class | Yield |
| Institutional Shares W (Income) | 0.42% |

Distribution yield reflects the amounts that a fund may be expected to distribute over the forthcoming twelve months as a percentage of the fund's current price as at the date shown. Distribution yield is based on a snapshot of the portfolio as at the date shown. It does not include the impact of any initial charge and investors may be subject to tax on distributions.

¹For Income Share Classes, Income Paid is the cash amount distributed, net of UK tax, for £1000 invested at the beginning of each period. This is for illustrative purposes only and does not take into account effects of inflation or other factors that may have a negative impact on an investment.

KEY RISKS ASSOCIATED WITH THIS FUND

- There is no guarantee that the Fund will achieve its objectives.
- This Fund invests in international markets which means it is exposed to changes in currency rates which could affect the value of the Fund.
- Derivatives are highly sensitive to changes in the value of the asset from which their value is derived. A small movement in the value of the underlying asset can cause a large movement in the value of the derivative. This can increase the sizes of losses and gains, causing the value of your investment to fluctuate. When using derivatives, the Fund can lose significantly more than the amount it has invested in derivatives.
- Emerging Markets have additional risks due to less-developed market practices.
- The insolvency of any institutions providing services such as custody of assets or acting as a counterparty to derivatives or other contractual arrangements, may expose the Fund to financial loss.
- Where the Fund invests significantly in a single market, this may have a material impact on the value of the Fund.
- A complete description of risk factors is set out in the Prospectus in the section entitled "Risk Factors".

Before subscribing, investors should read the most recent Prospectus and KIID for each fund in which they want to invest. Go to www.bnymellonim.com

The Prospectus and KIID are available in English and in an official language of the jurisdictions in which the Fund is registered for public sale.

If you are unsure which type of investment is right for you, please contact a financial adviser.



0800 614 330



clientservices@bnymellon.com



www.bnymellonim.com

This is a financial promotion and is not investment advice. Portfolio holdings are subject to change, for information only and are not investment recommendations. Calls may be recorded. For more information visit our Privacy Policy at www.bnymellonim.com. BNY Mellon is the corporate brand of The Bank of New York Mellon Corporation and its subsidiaries. The Fund is a sub-fund of BNY Mellon Investment Funds, an open-ended investment company with variable capital (ICVC) with limited liability between sub-funds. Incorporated in England and Wales: registered number IC27. The Authorised Corporate Director (ACD) is BNY Mellon Fund Managers Limited (BNY MFM), incorporated in England and Wales: No. 1998251. Registered address: BNY Mellon Centre, 160 Queen Victoria Street, London EC4V 4LA. Authorised and regulated by the Financial Conduct Authority. **Issued in UK** by BNY Mellon Investment Management EMEA Limited, BNY Mellon Centre, 160 Queen Victoria Street, London EC4V 4LA. Registered in England No. 1118580. Authorised and regulated by the Financial Conduct Authority.

MIS0003-310724

Issued on 15/05/2024