

Legal & General Mixed Investment Income 20-60% Fund



Unit Trust (UK UCITS compliant) I-Class GBP

Base currency: GBP


Domicile: UK

FUND AIM

The objective of the Fund is to provide a combination of income and growth.

FUND RANGE

This fund sits within the L&G Mixed Investment Fund Range. The range aims to meet either growth or income client needs, with a choice of higher and lower risk options and with clearly defined equity exposure boundaries.



WHO IS THIS FUND FOR?

- This fund is designed for investors looking for a combination of growth and income through exposure to a diverse portfolio of investments.
- Although investors can take their money out at any time, this fund may not be appropriate for those who plan to withdraw their money within five years.
- This fund is not designed for investors who cannot afford more than a minimal loss of their investment.
- If you do not understand this document we recommend you seek additional information to help you decide if this fund is right for you.

FUND FACTS

Fund size
£74.6m

Fund launch date
5 Oct 2015

Historical yield
3.9%

COSTS

Initial charge
0.00%

Ongoing charge
0.46%

Price basis
Single swing

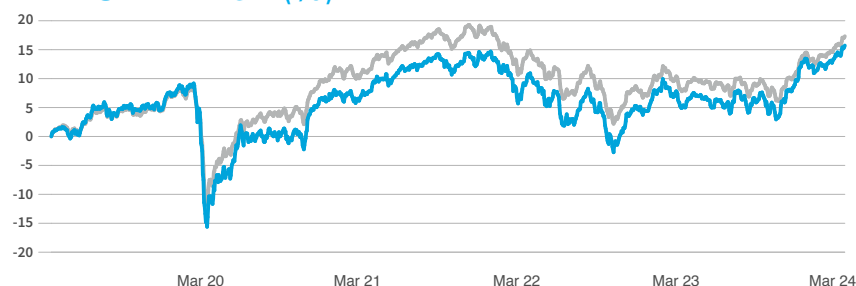
Dilution adjustment
0.080%- round trip

BENCHMARKS

Comparator benchmark

IA Sector: Mixed Investment 20%-60% Shares

PERFORMANCE (%)



| | 1 month | 3 months | 1 year | 3 years | 5 years |
|--------------|---------|----------|--------|---------|---------|
| ■ Fund | 2.32 | 1.97 | 9.02 | 7.37 | 15.64 |
| ■ Comparator | 2.40 | 2.49 | 7.77 | 5.25 | 17.38 |

12 MONTH PERFORMANCE TO MOST RECENT QUARTER (%)

| 12 months to 31 March | 2024 | 2023 | 2022 | 2021 | 2020 |
|-----------------------|------|-------|------|-------|--------|
| Fund | 9.02 | -4.23 | 2.83 | 20.08 | -10.31 |
| Comparator | 7.77 | -5.12 | 2.93 | 20.50 | -7.45 |

Performance for the I Inc unit class in GBP, launched on 05 October 2015. Source: Lipper. Performance assumes all fund charges have been taken and that all income generated by the investments, after deduction of tax, remains in the fund. The performance comparator is provided to give context to the performance. The Mixed Investment Income 20-60% Fund aims to achieve an attractive balance between risk and return, as well as a higher level of income, and does not aim to closely track the IA sector as a benchmark.

Past performance is not a guide to the future.

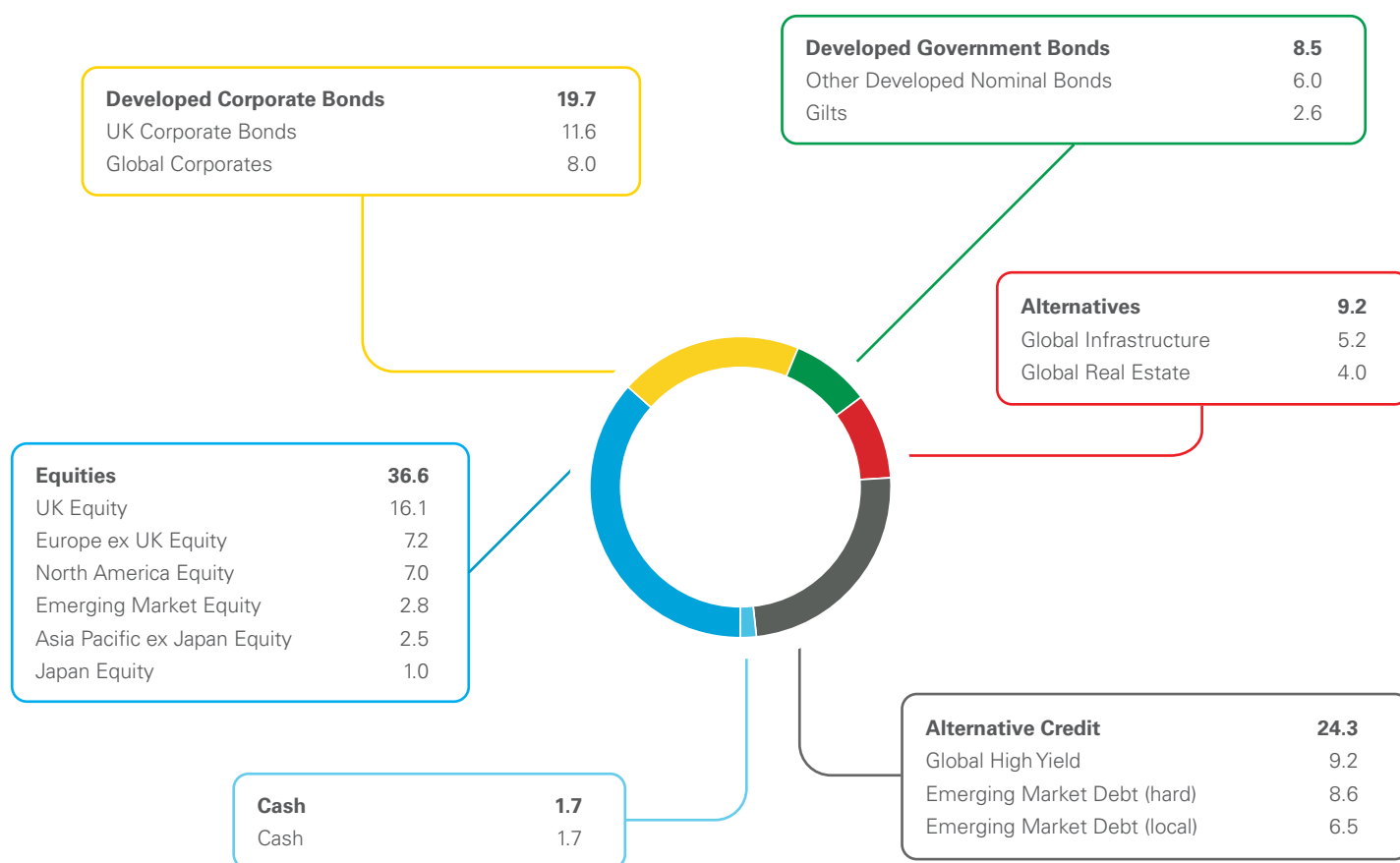
FUND SNAPSHOT

- **What does it invest in?** Invests primarily in funds, with between 20% and 60% underlying exposure to company shares and the remainder in bonds and other investments including property.
- **How does it invest?** Actively managed, to provide a combination of investments that allow payment of a regular income together with the potential for growth with between 20% and 60% exposure to company shares and at least 30% exposure to bonds and money market instruments.



PORTFOLIO BREAKDOWN

All data source LGIM unless otherwise stated. Totals may not sum due to rounding.



Bruce White

Christopher Teschmacher


FUND MANAGERS

The fund managers have responsibility for managing the mixed-investment fund range. They are part of the Multi-Asset Funds (MAF) team in LGIM. This team focuses on designing and managing multi-asset funds that are tailored to match the specific objectives of various client types. The team sits within a wider Asset Allocation team which combines both depth of experience with a broad range of expertise from different fields, including fund management, investment consulting and risk management roles.

TOP 10 HOLDINGS (%)

| | |
|--|------|
| L&G Large Cap Equity Tracker Trust | 10.3 |
| L&G Active Global High Yield Bond Fund | 9.2 |
| L&G Active Sterling Corporate Bond Plus Fund | 9.0 |
| L&G Global Corporate Bond Fund | 8.0 |
| L&G US Index Trust | 7.4 |
| L&G Quality Equity Dividends ESG Exclusions UK ETF | 5.9 |
| L&G Emerging Markets Government Bond Local Currency Index Fund | 5.0 |
| L&G European Index Trust | 4.9 |
| L&G Emerging Markets Government Bond USD Index Fund | 4.8 |
| L&G Quality Equity Dividends ESG Exclusions Europe ex UK ETF | 4.6 |

RISK AND REWARD PROFILE



The synthetic risk and reward indicator (SRRI) is based on the historic volatility of the fund's value and it may change in the future. The fund is in category 4 because the mix of different asset types in which the fund invests has a balancing effect on the rate at which the fund share price moves up and down.

KEY RISKS

- The value of an investment and any income taken from it is not guaranteed and can go down as well as up; you may not get back the amount you originally invested.
- The fund invests directly or indirectly in bonds which are issued by companies or governments. If these companies or governments experience financial difficulty, they may be unable to pay back some or all of the interest, original investment or other payments that they owe. If this happens, the value of the fund may fall.
- By investing in other funds this fund indirectly holds bonds that are traded through agents, brokers or investment banks matching buyers and sellers. This makes the bonds less easy to buy and sell than investments traded on an exchange. In exceptional circumstances the fund may not be able to sell its holdings in other funds and may defer withdrawals, or suspend dealing. The Directors can only delay paying out if it is in the interests of all investors and with the permission of the fund depositary.
- The fund could lose money if any institution providing services such as acting as counterparty to derivatives or other instruments, becomes unwilling or unable to meet its obligations to the fund.
- Derivatives are highly sensitive to changes in the value of the asset on which they are based and can increase the size of losses and gains.
- The fund may have underlying investments that are valued in currencies that are different from sterling (British pounds). Exchange rate fluctuations will impact the value of your investment. Currency hedging techniques may be applied to reduce this impact but may not entirely eliminate it.
- We may take some or all of the ongoing charges from the fund's capital rather than the fund's income. This increases the amount of income, but it reduces the growth potential and may lead to a fall in the value of the fund.
- Investment returns on bonds are sensitive to trends in interest rate movements. Such changes will affect the value of your investment.

For more information, please refer to the key investor information document on our website [↗](#)

LATEST DISTRIBUTION INFORMATION

For distributing unit classes, the latest payments are shown below. Please note that these payments are not guaranteed, are at the discretion of the manager and may be paid out of capital.

| Type | Ex-div date | Pay date | Pence per unit |
|---------|-------------|-----------|----------------|
| Interim | 29 Feb 24 | 29 Mar 24 | 0.13p |
| Interim | 31 Jan 24 | 27 Feb 24 | 0.12p |
| Interim | 02 Jan 24 | 29 Jan 24 | 0.11p |
| Interim | 01 Dec 23 | 29 Dec 23 | 0.11p |



SPOTLIGHT ON LEGAL & GENERAL INVESTMENT MANAGEMENT

We are one of Europe's largest asset managers and a major global investor, with assets under management of £1,159.2 billion (as at 31 December 2023). We work with a wide range of global clients, including pension schemes, sovereign wealth funds, fund distributors and retail investors.

Source: LGIM internal data as at 31 December 2023. The AUM disclosed aggregates the assets managed by LGIM in the UK, LGIMA in the US and LGIM Asia in Hong Kong (2018-2019 only). The AUM includes the value of securities and derivatives positions.

DEALING INFORMATION

Valuation frequency Daily, 3pm (UK time)

Dealing frequency Daily

Settlement period T+4

CODES

ISIN I Acc GB00BYW6C075

I Inc GB00BYW6BZ51

SEDOL I Acc BYW6C07

I Inc BYW6BZ5

Bloomberg I Acc LGMIIAC LN

I Inc LGMIIIN LN

TO FIND OUT MORE

 Visit www.legalandgeneral.com

 Call **0370 050 0955**

 Email investments@landg.com

Lines are open Monday to Friday 8.30am to 6.00pm. We may record and monitor calls. Call charges will vary.

Important information

Copyright © 2024 Legal & General. This document is subject to copyright. Any unauthorised use is strictly prohibited. All rights are reserved. Issued by Legal & General (Unit Trust Managers) Limited as management company for this fund. Registered in England and Wales No. 01009418. Registered Office: One Coleman Street, London, EC2R 5AA. Authorised and Regulated by the Financial Conduct Authority No. 119273. We are members of the Investment Association. All features described in this fact sheet are those current at the time of publication and may be changed in the future. Nothing in this fact sheet should be construed as advice and it is therefore not a recommendation to buy or sell investments. If in doubt about the suitability of this product, you should seek professional advice. No investment decisions should be made without first reviewing the key investor information document of the Fund ("KIID") which can be obtained from www.legalandgeneral.com. This fact sheet is only directed at investors resident in jurisdictions where this fund is registered for sale. It is not an offer or invitation to persons outside of those jurisdictions. We reserve the right to reject any applications from outside of such jurisdictions.