



BNY Mellon Inflation-Linked Corporate Bond Fund

Institutional Shares W (Inc.)

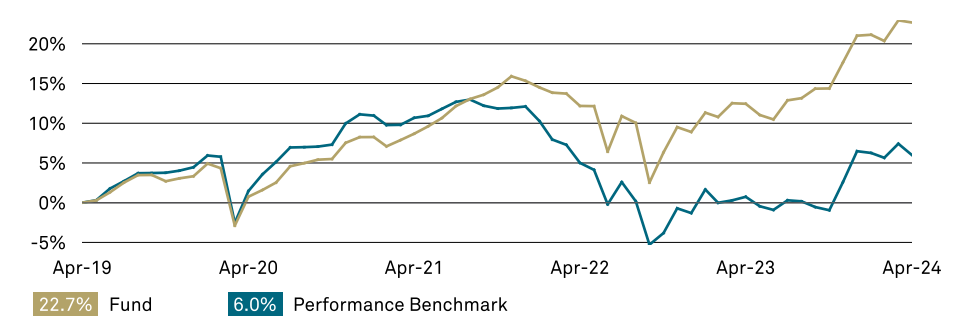
INVESTMENT OBJECTIVE

The Fund aims to generate income and capital growth over the long term (5 years or more).

PERFORMANCE DISCLOSURE

Past performance is not a guide to future performance. The value of investments can fall. Investors may not get back the amount invested. Income from investments may vary and is not guaranteed.

5 YEAR CUMULATIVE PERFORMANCE (%)



ANNUAL PERFORMANCE TO LAST QUARTER END

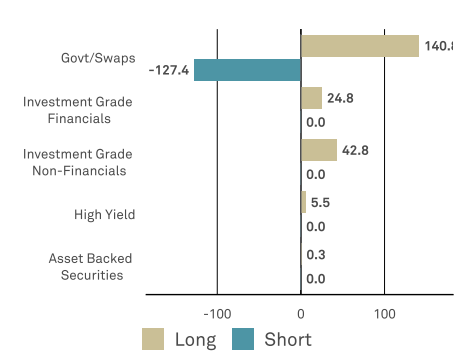
From	Mar 2019	Mar 2020	Mar 2021	Mar 2022	Mar 2023
To	Mar 2020	Mar 2021	Mar 2022	Mar 2023	Mar 2024
Fund Return (%)	-2.34	11.09	5.43	-1.07	9.27
Income Paid ¹	23.46	23.05	20.23	30.43	39.25

	2019	2020	2021	2022	2023
Fund	6.35	4.76	6.55	-5.58	11.13
Performance Benchmark	8.93	6.37	0.89	-11.97	7.89

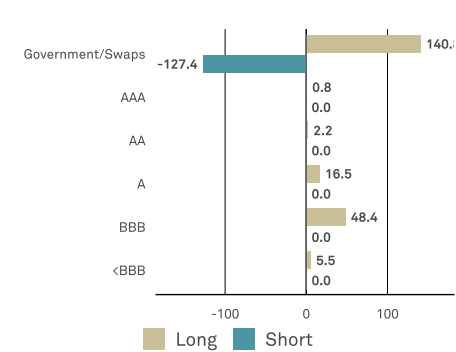
Source for all performance: Lipper as at 30 April 2024. Fund Performance for the Institutional Shares W (Income) calculated as total return, including reinvested income net of UK tax and charges, based on net asset value. All figures are in GBP terms. The impact of an initial charge (currently not applied) can be material on the performance of your investment. Further information is available upon request.

¹For Income Share Classes, Income Paid is the cash amount distributed, net of UK tax, for £1000 invested at the beginning of each period. This is for illustrative purposes only and does not take into account effects of inflation or other factors that may have a negative impact on an investment.

ASSET ALLOCATION (%)



CREDIT QUALITY (%)




TOP 10 HOLDINGS (%)

	Fund
National Grid Plc - NAT GRID	1.68
Anglian Water Group Ltd	1.52
Intesa Sanpaolo SpA - INTESA	1.36
Electricite de France SA	1.35
Piraeus Financial Holdings SA	1.35
UK Power Networks Holdings Ltd	1.33
Confederation Nationale du Credit Mutuel UES	1.30
Groupe BPCE	1.26
Lloyds Banking Group PLC	1.22
Wells Fargo and Co	1.21

Source: BNY Mellon Investment Management EMEA Limited

INVESTMENT MANAGER



Insight are leaders in risk management, fixed income and multi-asset investment solutions.

PERFORMANCE BENCHMARK

The Fund will measure its performance against the UK Investment Association Sterling Strategic Bond NR Sector average as a comparator benchmark (the "Benchmark"). The Fund will use the Benchmark as an appropriate comparator as, although not representative of inflation-linked corporate bond funds specifically, it represents a broad range of sterling-denominated bond funds that invest in corporate bonds, government bonds and derivatives.

The Fund is actively managed, which means the Investment Manager has discretion over the selection of investments, subject to the investment objective and policies disclosed in the Prospectus.

GENERAL INFORMATION

Fund size (millions)	£ 63.64
Performance Benchmark	UK Investment Association's Sterling Strategic Bond NR
IA Sector	£ Strategic Bond
Fund domicile	UK
Fund manager	Dave Hooker
Base currency	GBP

INSTITUTIONAL SHARES W (INC.) SHARE CLASS DETAILS

Inception date	11 Feb 2013
Min. initial investment	£ 500,000
ISA	No
ISA Transfer	No
Annual mgmt charge	0.50%
ISIN	GB00B7HYGP07
Ongoing charge*	0.74%

*It should be noted that the ongoing charge figure shown includes ongoing charges in respect of other open-ended investment funds but excludes ongoing charges from closed-ended funds held. The ongoing charges from closed-ended funds held were 0.00% as at 31 December 2023.

KEY DATES

Fund launch	09 Feb 2013
Close of financial year	30 Jun
Distributions	28 Feb; 31 Aug

KEY RISKS ASSOCIATED WITH THIS FUND

- There is no guarantee that the Fund will achieve its objectives.
- This Fund invests in international markets which means it is exposed to changes in currency rates which could affect the value of the Fund.
- Derivatives are highly sensitive to changes in the value of the asset from which their value is derived. A small movement in the value of the underlying asset can cause a large movement in the value of the derivative. This can increase the sizes of losses and gains, causing the value of your investment to fluctuate. When using derivatives, the Fund can lose significantly more than the amount it has invested in derivatives.
- Investments in bonds/money market securities are affected by interest rates and inflation trends which may negatively affect the value of the Fund.
- Bonds with a low credit rating or unrated bonds have a greater risk of default. These investments may negatively affect the value of the Fund.
- The issuer of a security held by the Fund may not pay income or repay capital to the Fund when due.
- The Fund is subject to risks associated with investing in real estate which may include but is not limited to liquidity constraints arising from difficulties with the disposal of the underlying properties, fluctuations in the value of underlying properties, defaults by borrowers or tenants, market saturation, changes in general and local economic conditions, decreases in market rates for rents, increases in competition, property taxes, capital expenditures or operating expenses and other economic, political or regulatory occurrences affecting companies in the real estate industry.
- Contingent Convertible Securities (CoCo's) convert from debt to equity when the issuer's capital drops below a pre-defined level. This may result in the security converting into equities at a discounted share price, the value of the security being written down, temporarily or permanently, and/or coupon payments ceasing or being deferred.
- The insolvency of any institutions providing services such as custody of assets or acting as a counterparty to derivatives or other contractual arrangements, may expose the Fund to financial loss.
- Where the Fund invests significantly in a single market, this may have a material impact on the value of the Fund.
- A complete description of risk factors is set out in the Prospectus in the section entitled "Risk Factors".

Before subscribing, investors should read the most recent Prospectus and KIID for each fund in which they want to invest. Go to www.bnymellonim.com

The Prospectus and KIID are available in English and in an official language of the jurisdictions in which the Fund is registered for public sale.

If you are unsure which type of investment is right for you, please contact a financial adviser.



0800 614 330



clientservices@bnymellon.com



www.bnymellonim.com

This is a financial promotion and is not investment advice. Portfolio holdings are subject to change, for information only and are not investment recommendations. Calls may be recorded. For more information visit our Privacy Policy at www.bnymellonim.com. BNY Mellon is the corporate brand of The Bank of New York Mellon Corporation and its subsidiaries. The Fund is a sub-fund of BNY Mellon Investment Funds, an open-ended investment company with variable capital (ICVC) with limited liability between sub-funds. Incorporated in England and Wales: registered number IC27. The Authorised Corporate Director (ACD) is BNY Mellon Fund Managers Limited (BNY MFM), incorporated in England and Wales: No. 1998251. Registered address: BNY Mellon Centre, 160 Queen Victoria Street, London EC4V 4LA. Authorised and regulated by the Financial Conduct Authority. **Issued in UK** by BNY Mellon Investment Management EMEA Limited, BNY Mellon Centre, 160 Queen Victoria Street, London EC4V 4LA. Registered in England No. 1118580. Authorised and regulated by the Financial Conduct Authority.

MIS0003-310724

Issued on 15/05/2024